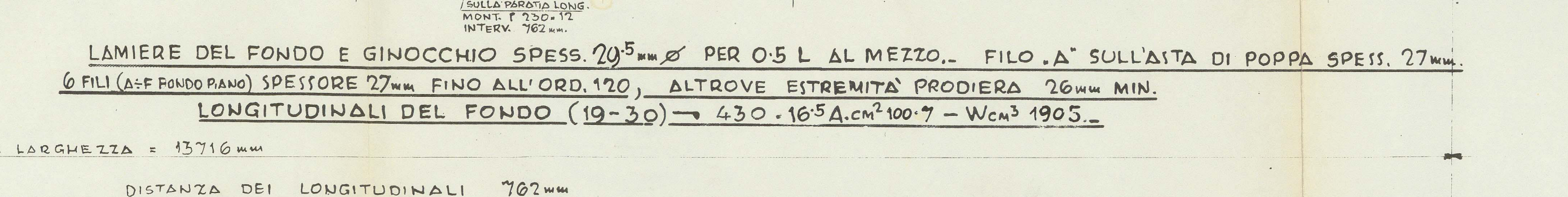




PARTE SINISTRA VISTA DA POPP

100	1730	1730	2100	1730
-----	------	------	------	------



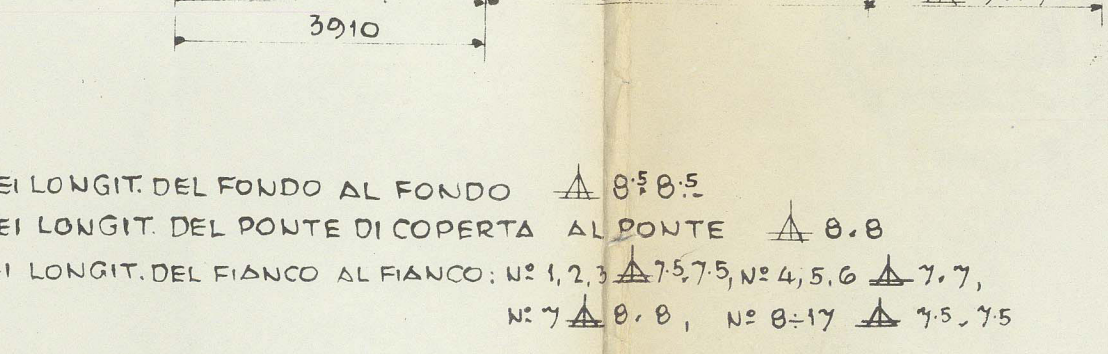




VISTO DA DEIXTA

1

100



LARGHEZZA IN FIANCO AL PONTE DI COPERTA 14" - 0" x m. 16.975
 LARGHEZZA IN FIANCO AL PONTE DI COPERTA 36" - 0" x m. 10.973
 LARGHEZZA DEL PONTE DI COPERTA 550 mm.
 LARGHEZZA DEL PONTE DI COPERTA DALLA 1^a RIA NAVE A 1500 PARALL. ALLA 1. DIC.
 445 mm. DA 6050 mm. DALLA 1^a RIA NAVE A 1500 PARALL. ALLA 1. DIC.

TA DI PIANA... 114mm
GIO DEL GINGOCCHIO... 1830mm
5 CISTERNE PER ACQUA ZAVORRA
SÌ SI TROVA A 1835mm A PRORA DELL'ORD. 86...

32	11	10	8
34	12	10	7
38	13	12	7

01322-01328 0135 Lloyd's R.



TT "ESSO SOUTHAMPTON" ★


CRDA YARD N° 1839

MIDSHIP SECTION

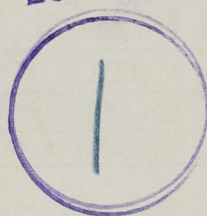
AS BUILT

TRIESTE RPT N° 14895

D/S 921



RECORDS DEPT.
LONDON.



© 2021

Lloyd's Register
Foundation

013322-013328-0135