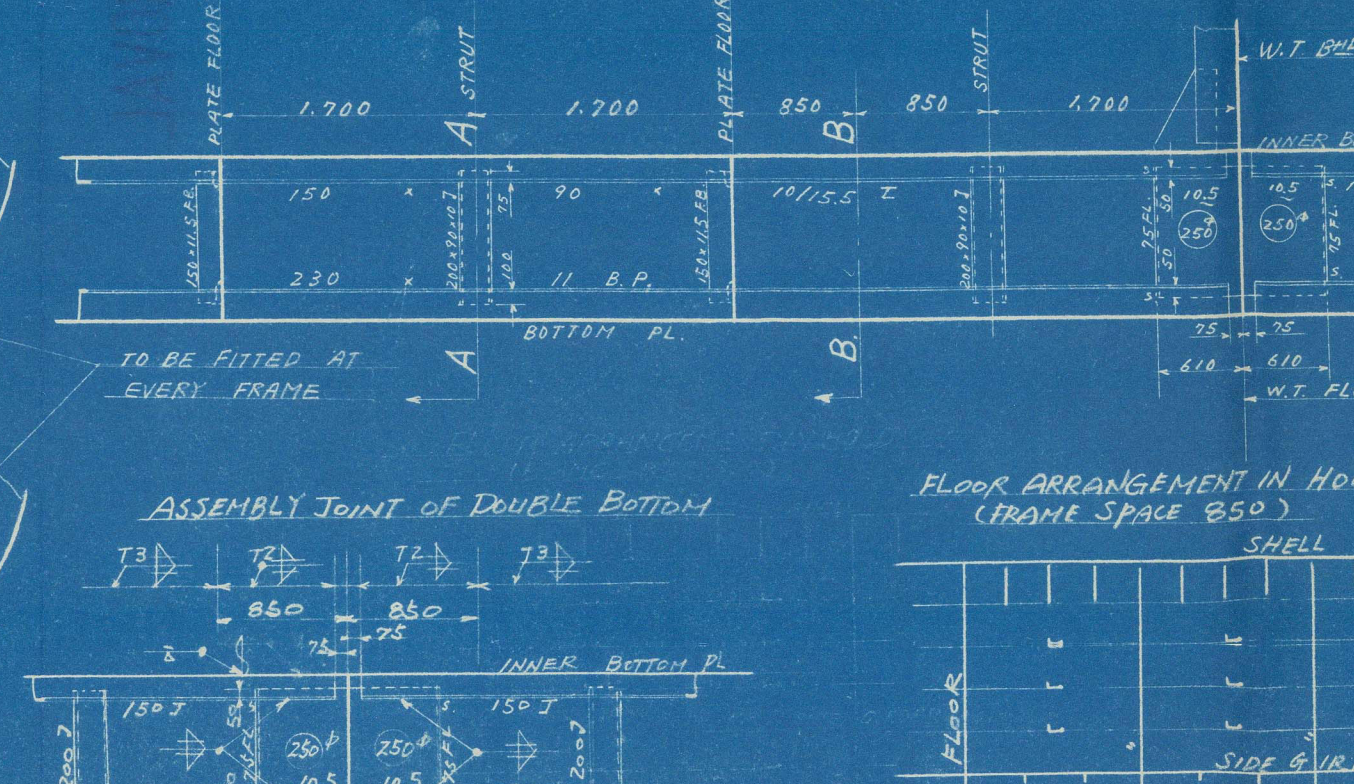

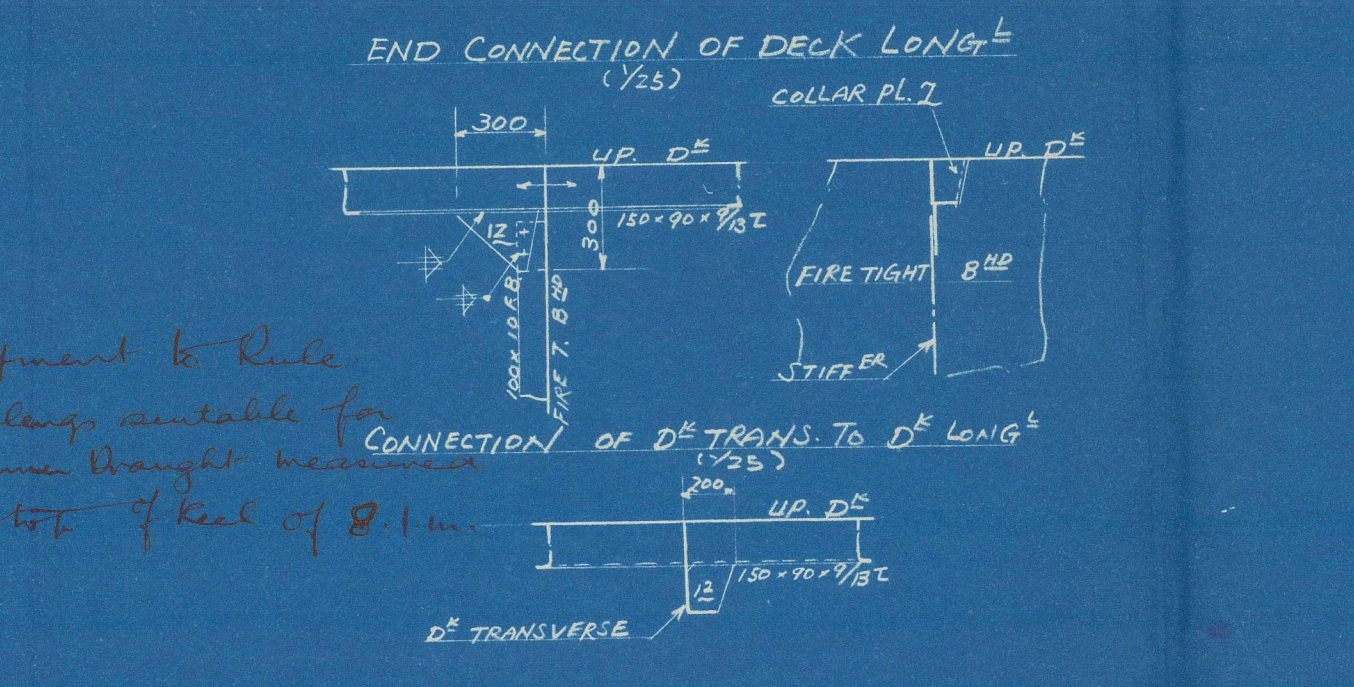




PRINCIPAL DIMENSIONS:-
 LENGTH P.P. 132' 400 (434' 38")
 BREADTH MLD 18' 200 (57' 7")
 DEPTH MLD 11' 700 (38' 39")
 DRAFT MLD 8' 100 (26' 57")

CLASS:-
 NIPPON KAIJIKYOKAI NS * M.N.S.X
 LLOYD'S REGISTER OF SHIPPING
 100A1 LONGITUDINAL FRAMING
 AT BOTTOM & AT DECK * L.M.C.

NOTE:-
 COLOUR SHOWN ALTERATION
 FROM SHIP NO. 933.

TRANSVERSE FRAME SPACE AMIDSHIP 850 (33' 5")
 LONGITUDINAL SPACE 800 (31' 5")



REMARKS	
SHIP NO. 940	
D.W. 10.750 KT. CARGO SHIP	
TITLE.	
MIDSHIPSECTION	
SCALE	
KAWASAKI DOCKYARD CO. LTD.	
KOBÉ JAPAN	
SHIPDESIGNING DEPARTMENT	
CHIEF OF DEPARTMENT	
CHIEF OF SECTION	
CHECKED BY	
DRAWN BY	
DATE	
DRAWING NO. C2-3	

S.NO. 940	
D.W. 10.750 KT. 貨物船	
中央切斷	
尺度	
工事	
区分	
KAWASAKI DOCKYARD CO. LTD.	
KOBÉ JAPAN	
SHIPDESIGNING DEPARTMENT	
CHIEF OF DEPARTMENT	
CHIEF OF SECTION	
CHECKED BY	
DRAWN BY	
DATE	
DRAWING NO. C2-3	

RECORDS DEPT.
LONDON.

2

HIKAWA MARU ★


Midship Section

KAWASAKI

YARD No 940

MIDSHIP SECTION

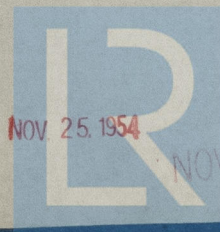
013201-013210-0138



© 2021

Lloyd's Register
Foundation

TO LLOYDS REGISTER OF SHIPPING FOR APPROVAL



© 2021

NOV. 25. 1954

NOV. 29. 1954

Lloyd's Register
Foundation

013201-013210-0138