

Lloyd's Register of Shipping.  
SURVEYS FOR FREEBOARD.  
(CONDITIONS OF ASSIGNMENT.)

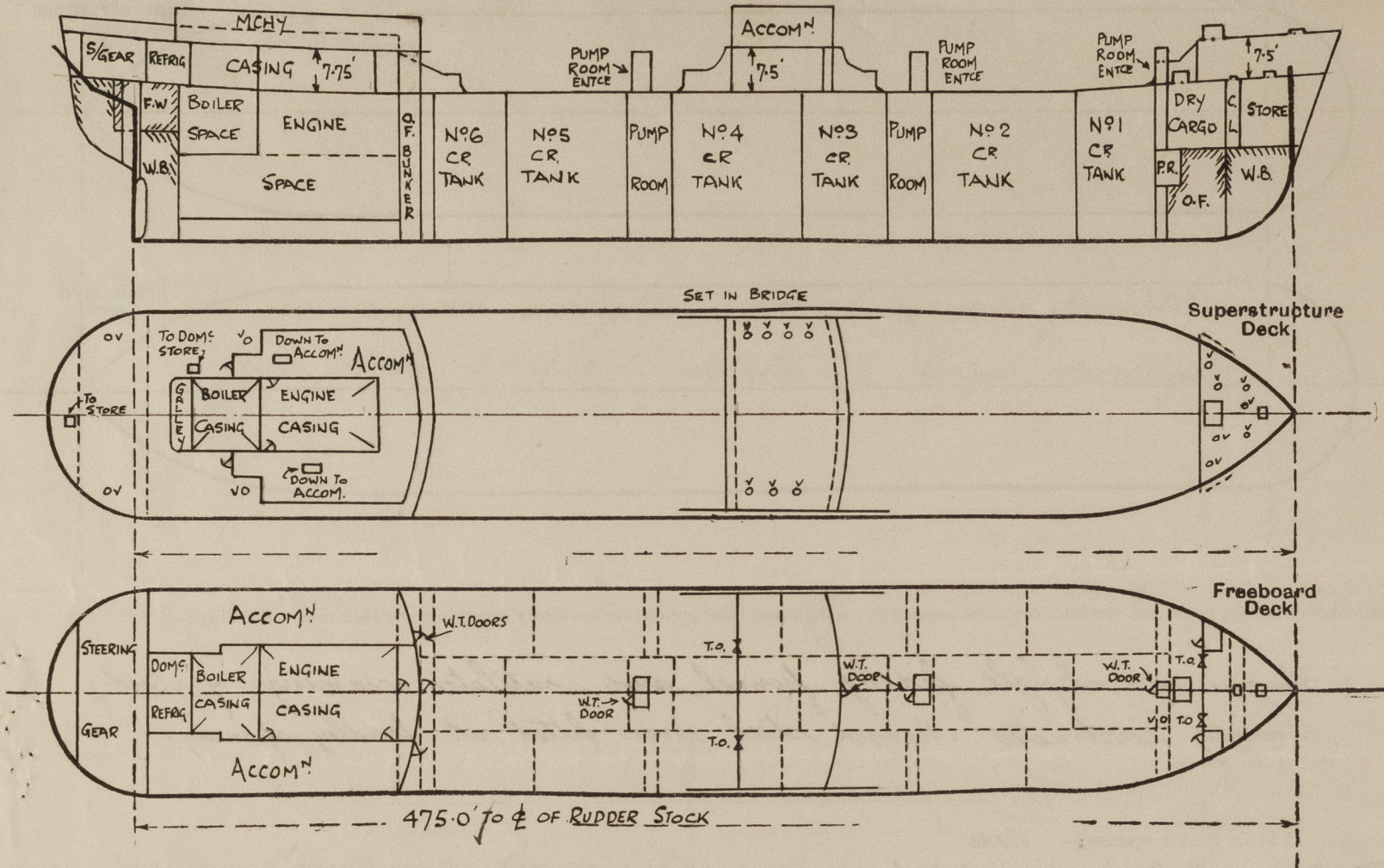
Index No. 41871  
(For London Office only).

18 AUG 1949

Ship's Name *ex* M.V. "STEINGRIM STANGE"  
Official Number  
Nationality and Port of Registry ~~NORWEGIAN, OSLO~~  
*Greek Piraeus*

Port of Survey *Sunderland*  
Surveyor's Signature *R.M. Wilson*  
Date of Survey *While building*

Disposition and dimensions of superstructures, trunks, deckhouses and machinery casings to be inserted in the diagrams and tabular statement:—




| Particulars of Superstructures, Trunks, Casings, Deckhouses.                               |  |         |                                     |         |  |                                      |                 |                   |
|--|--|---------|-------------------------------------|---------|--|--------------------------------------|-----------------|-------------------|
|  | Coaming  | Plating | Stiffeners                          | Spacing | End Attachments of Stiffeners          | Size of Openings                     | Height of Sills | Height of Casings |
| Poop Bulkhead ...  | ✓  | .44"    | 10"x36"-4" W.T.O. @ 30"             | 30"     | WELDED AT BTM BKT'S AT TOP             | 2@ 5'-0" x 2'-3"<br>1@ 5'-0" x 3'-0" | 18"<br>18"      | 7'-9"             |
| Raised Quarter Deck Bulkhead ...   | ✓  |         | VERTICAL WEBS 12"x38"-3" FL         | 12'-1"  | WELDED                                 | 2@ 4'-1" x 3'-1"                     | 18"             | 7'-6"             |
| Bridge, After Bulkhead ...   | ✓  | .30"    | 5"x3"x26" L Horiz                   | 30"     | BKT'S WELDED                           | 1@ 5'-0" x 2'-3"<br>2@ 4'-7" x 3'-1" | 18"<br>18"      | 7'-6"             |
| Bridge, Forward Bulkhead ...   | ✓  | .44"    | 12"x38"-6" FL Horiz                 | 30"     | WELDED AT TOP BKT AT BTM. BKT. WELDED. | 2@ 5'-4" x 2'-1"                     | 18"             | 7'-6"             |
| Forecastle Bulkhead ...  | .30"   | .30"    | 3" x 3" x 26" W.T.O. @ 30"          | 30"     | ✓                                      |                                      |                 |                   |
| Trunk, Aft ...   | ✓  |         |                                     |         |  |                                      |                 |                   |
| Trunk, Forward ...   | ✓  |         |                                     |         |  |                                      |                 |                   |
| Exposed Machinery Casings on Freeboard or Raised Quarter Decks ...                         | ✓  |         |                                     |         |  |                                      |                 |                   |
| Exposed Machinery Casings on Superstructure Decks ...                                      | .34"   | .30"    | 3 1/2"x3"x28" & 3 1/2"x3"x40" @ 30" | 30"     | JOINTER RIV. AT BTM                    | ✓                                    | ✓               | 8'-0"             |
| Machinery Casings within Superstructures not fitted with Class I Closing Appliances ...    | ✓  |         |                                     |         |  |                                      |                 |                   |
| Deckhouses on Flush Deck Ships ...   | ✓  |         |                                     |         |  |                                      |                 |                   |
| Particulars of Closing Appliances (state if capable of being manipulated from both sides). |  |         |                                     |         |  |                                      |                 |                   |
| Poop Bulkhead ...  | W.T. hinged steel doors, operated from both sides.                                   |         |                                     |         |  |                                      |                 |                   |
| Raised Quarter Deck Bulkhead ...   | ✓  |         |                                     |         |  |                                      |                 |                   |
| Bridge, After Bulkhead ...   | 3" stormboards in full height channels.  |         |                                     |         |  |                                      |                 |                   |
| Bridge, Forward Bulkhead ...   | W.T. hinged steel door, operated from both sides.                                    |         |                                     |         |  |                                      |                 |                   |
| Forecastle Bulkhead ...  | Hinged steel door, operated from both sides. 3" stormboards in full height channels. |         |                                     |         |  |                                      |                 |                   |
| Exposed Machinery Casings on Freeboard or Raised Quarter Decks ...                         | ✓  |         |                                     |         |  |                                      |                 |                   |
| Exposed Machinery Casings on Superstructure Decks ...                                      | No opening   |         |                                     |         |  |                                      |                 |                   |
| Machinery Casings within Superstructures not fitted with Class I Closing Appliances ...    | ✓  |         |                                     |         |  |                                      |                 |                   |
| Deckhouses on Flush Deck Ships ...   | ✓  |         |                                     |         |  |                                      |                 |                   |



# PARTICULARS OF PROTECTION TO OPENINGS, ETC.

The following diagrams should be used to indicate the positions of cargo and coaling hatchways, gangway, cargo and coaling ports, ventilators, companionways, etc., which would affect the seaworthiness of the ship:—



Particulars of fiddle, funnel and ventilator coamings, engine room skylight and other openings in machinery casing tops and their means of closing:—

Engine room skylight, fiddle, funnel, and ventilator coamings of steel strongly constructed. Hinged steel covers fitted at fiddle openings.

Particulars of Flush Bunker Scuttles:— None.

Deckhouse doors:— Poop:— 2 teak doors 5'2" x 2'2" sill 15" All doors operated from both sides.  
Bridge:— 2 teak doors 5'3" x 2'0" sill 17"

Particulars of Companionways:— Fore & After Midship Pump Room Entrances:— Height 7'6", plating 36, stiff 4"x36" W.T.O. spaced 36" at ends, 32" at sides. Brackets at top, welded to deck. Deck opening 6ft dia. 1 strong skylight 4'9" x 3'6". W.T. steel door on after end 4'6" x 2'3" sill 24", door operated from both sides.  
Forward Pump Room Entrance:— Height 7'6", length 3'1", breadth 3'0". plating 36 welded to deck; deck opening 3'0" x 2'11". W.T. steel door on after end 4'0" x 2'3" sill 24", door operated from both sides.

Particulars of Ventilators in exposed positions on freeboard and superstructure decks:—

Freeboard deck:— 1-10 dia ventilator coaming 36 x 32 to fore pump room

Poop deck:— 2-10 dia " " 30 x 32 to 5/gear. G.N. Vents on Poop deck  
2-6 dia " " 30 x 30 to poop tween decks 5'6" dia, 30" high to lip  
1-9 dia " " 30 x 32 to laundry.

Bridge deck:— 7-6 dia " " 30 x 30 to bridge tween decks.

Forecastle deck:— 2-6 dia " " 36 x 30 to fore store Vent coamings fitted with  
2-15 dia " " 36 x 36 " wood plugs and canvas covers.  
2-10 dia " " 36 x 32 "  
1-8 dia " " 36 x 32 "

Particulars of Air Pipes in exposed positions on freeboard, raised quarter, or superstructure decks:—

Forecastle and Poop decks:— Air pipes fitted with G.N. tops 18" high to lip

Upper deck:— " " " " 36 " " "

Air pipes fitted with wood plugs or gauge and canvas covers.

Particulars of Gangway Cargo and Coaling Ports:— None

Martha.  
Steingrim Stange.

Particulars of Scuppers and Sanitary Discharge Pipes:—

Scuppers and sanitary discharges from spaces on or above the upper deck, led overboard through shell and fitted with storm valves. ✓

Particulars of Side Scuttles:—

10" and 12" dia sidelights in poop, bridge, and forecastle tween decks, fitted with substantial hinged deadlights. ✓

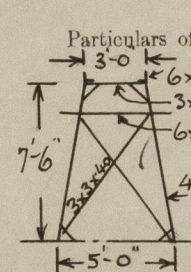
Vertical distance of Sill of lowest Side Scuttle above top of keel

42'6" ✓


Particulars of Guard Rails:—

Forecastle deck:— Rail 3'6" high, 3 rods, stanchions spaced 4ft apart. ✓  
Upper deck:— Rail 3'6" high, 3 rods, stanchions spaced 5ft apart, and steel bulwark (see sketch). ✓  
Poop deck:— Steel bulwark 3'8" high, stays spaced 5 to 6 ft apart. ✓  
Bridge deck:— Steel bulwark 3'6" high, stays spaced 5ft apart. ✓

Particulars of Gangways, Lifelines, etc.:— Fore and aft gangway from forecastle to bridge and from bridge to poop. 7'6" high above upper deck. Supports spaced approximately 9ft apart. ✓  
Fore and aft bracing 5 off aft and 6 off fore. 5 x 2 1/2 yam. Rails 3'6" high 2 rods, stanchions spaced about 4'6" apart. ✓



| Particulars of Freeing Arrangements.   |                   |                   |                       |                  |                |                     |
|--|-------------------|-------------------|-----------------------|------------------|----------------|---------------------|
|  | Length of Bulwark | Height of Bulwark | Size of Freeing Ports | Number each side | Area each side | Rule area each side |
| Fore of Poop   | 20.25'            | 3'6"              | 3'6" x 9"             | 1                |                | ✓                   |
| After Well ...   |                   |                   |                       |                  |                |                     |
| Aft of Bridge  | 14.00'            | 3'6"              | 3'6" x 9"             | 1                |                |                     |
| Fore of Bridge   | 13.00'            | 3'6"              | 3'6" x 9"             | 1                |                | ✓                   |
| Forward Well ...   |                   |                   |                       |                  |                |                     |
| Aft of Fore  | 21.60'            | 3'6"              | 3'6" x 9"             | 1                |                |                     |
| State position of each freeing port ... (After Well:— ✓ SEE SKETCH   |                   |                   |                       |                  |                |                     |
| (F. and A. position and height above deck edge) Forward Well:— ✓ HEIGHT ABOVE DECK EDGE = 8"               |                   |                   |                       |                  |                |                     |
| State whether the freeing ports are fitted with shutters, bars, or rails, and give particulars of such:— ✓ |                   |                   |                       |                  |                |                     |
| Additional area where sheer is less than standard.   |                   |                   |                       |                  |                |                     |
|  |                   |                   |                       |                  |                |                     |
| 3-3 DIA SCUPPERS P&S FROM POOP DECK.   |                   |                   |                       |                  |                |                     |
|  |                   |                   |                       |                  |                |                     |
| 6"x2" SCUPPERS TO DRAIN UPPER DECK 1/40 BULWARK  |                   |                   |                       |                  |                |                     |



6"x2" SCUPPERS TO DRAIN UPPER DECK 1/40 BULWARK

0099 1/2



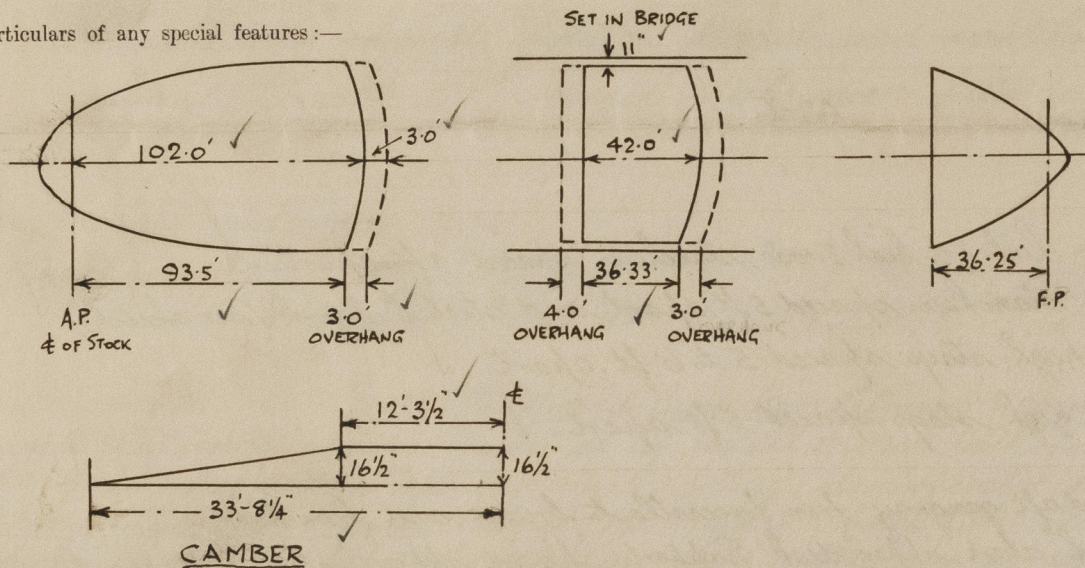
# PARTICULARS OF PROTECTION TO OPENINGS, ETC.

| HATCHWAYS ON FREEBOARD AND SUPERSTRUCTURE DECKS. |                               |                         |                         |                           |   |                                      |                        |   |                                      |               |                   |
|--|-------------------------------|-------------------------|-------------------------|---------------------------|---|--------------------------------------|------------------------|---|--------------------------------------|---------------|-------------------|
| ← FREEBOARD DECK →                               |                               |                         |                         |                           |   |                                      |                        |   |                                      |               |                   |
| Description of Hatchway                          | OIL CARGO HATCHES 20-OFF      | OF BUNKER HATCHES 3-OFF | HATCHES TO C'DAMS 8-OFF | CARGO VENT HATCHES 14-OFF | HATCH TO DRY CARGO HOLD                     | HATCH TO CHAIN LOCKER                | HATCH TO FOC'SLE STORE | HATCH TO FOC'SLE TW. DECKS                  | HATCH TO FOC'SLE TW. DECKS           | POOP DECK     | To DOMESTIC STORE |
| Dimensions of Hatchway                           | 4'-1" DIAM                    | 2'-1" DIAM              | 2'-0" x 1'-6"           | 1'-7" x 1'-7"             | 9'-8" x 8'-0"                               | 2'-1" x 2'-0"                        | 4'-0" x 2'-11"         | 9'-8" x 9'-0"                               | 2'-7" x 2'-1"                        | 2'-7" x 2'-6" |                   |
| COAMINGS   | Height above Deck ... 32 1/2" | 10"                     | 10"                     | 10"                       | 30"   | 6"                                   | 6"                     | 30"   | 9"                                   | 10 1/2"       |                   |
|  | Thickness { Sides ... 40"     | 40"                     | 40"                     | 40"                       | 40"   | 40"                                  | 40"                    | 40"   | 40"                                  | 44"           |                   |
|  | Ends ... 40"                  | 40"                     | 40"                     | 40"                       | 40"   | 40"                                  | 40"                    | 40"   | 40"                                  | 44"           |                   |
|  | Stiffeners ...                |                         |                         |                           | 6x3x360A WELDED                             |                                      |                        | 6x3x360A WELDED                             |                                      |               |                   |
|  | Brackets, Stays ...           |                         |                         |                           | 1-30" PL BKT.                               |                                      |                        | 1-30" PL BKT.                               |                                      |               |                   |
| HATCH BEAMS                                      | Number ...                    |                         |                         |                           |   |                                      |                        |   |                                      |               |                   |
|  | Spacing ...                   |                         |                         |                           |   |                                      |                        |   |                                      |               |                   |
|  | Scantling and Sketch ...      |                         |                         |                           |   |                                      |                        |   |                                      |               |                   |
|  | Bearing Surface ...           | NONE                    | ✓                       | ✓                         | ✓   | ✓                                    | ✓                      | ✓   | ✓                                    | ✓             | ✓                 |
| FORE AND AFTERS                                  | Number ...                    |                         |                         |                           |   |                                      |                        |   |                                      |               |                   |
|  | Spacing ...                   |                         |                         |                           |   |                                      |                        |   |                                      |               |                   |
|  | Unsupported Lengths ...       |                         |                         |                           |   |                                      |                        |   |                                      |               |                   |
|  | Scantling* and Sketch ...     |                         |                         |                           |   |                                      |                        |   |                                      |               |                   |
|  | Bearing Surface ...           | NONE                    | ✓                       | ✓                         | ✓   | ✓                                    | ✓                      | ✓   | ✓                                    | ✓             | ✓                 |
| HATCH COVERS                                     | Material ...                  | 50" HINGED STEEL COVER  | 42" HINGED STEEL COVER  | 50" HINGED STEEL COVER    | 34" STEEL COVER WITH 5x3x340A STIFFS W.T.O. | 32" HINGED STEEL COVER WITH JOINTING | do.                    | 34" STEEL COVER WITH 5x3x340A STIFFS W.T.O. | 34" HINGED STEEL COVER WITH JOINTING | do.           |                   |
|  | Thickness ...                 | WITH JOINTING           | WITH JOINTING           | WITH JOINTING             | WITH JOINTING                               | WITH JOINTING                        | do.                    | WITH JOINTING                               | WITH JOINTING                        | do.           |                   |
|  | How fitted ...                | JOINTING & SECURED      | JOINTING & SECURED      | JOINTING & SECURED        | SECURED BY TOGGLES 24" APART                | SECURED BY TOGGLES                   | do.                    | SECURED BY TOGGLES 24" APART                | SECURED BY TOGGLES                   | do.           |                   |
|  | Bearing Surface ...           | do.                     | do.                     | do.                       | do.   | do.                                  | do.                    | do.   | do.                                  | do.           |                   |
| Spacing of Cleats                                | By 10                         | 6                       | 6                       | 8                         | 24"   | 24"                                  | 24"                    | 24"   | 24"                                  | 24"           |                   |
| Number of Tarpaulins                             | TOGGLES                       | TOGGLES                 | TOGGLES                 | TOGGLES                   | TOGGLES                                     | TOGGLES                              | TOGGLES                | TOGGLES                                     | TOGGLES                              | TOGGLES       |                   |

\*Are wood fore and afters steel shod at all bearing surfaces? ✓  
 Are battens and wedges efficient and in good condition? ✓  
 Are tarpaulins in good condition and in accordance with rule requirements? ✓  
 Are lashings provided in accordance with rule requirements? ✓

ACCESS HATCH ON HATCH COVER TO DRY CARGO HOLD FORD 2'-7" x 2'-1"  
 6x40 COAMING 34 HINGED STEEL COVER SECURED BY TOGGLES.

Particulars of any special features:—



Hatch on Poop Deck to store  
 2'-7" x 2'-0" coaming 10" x 44" x 34  
 Hinged steel cover secured  
 by toggles.

Endorsement at first survey and at surveys for renewal of Certificate:—

The fittings and appliances are in accordance with the particulars shown on this form (or as now modified) and are in good condition.



© 2021

Lloyd's Register  
 Foundation