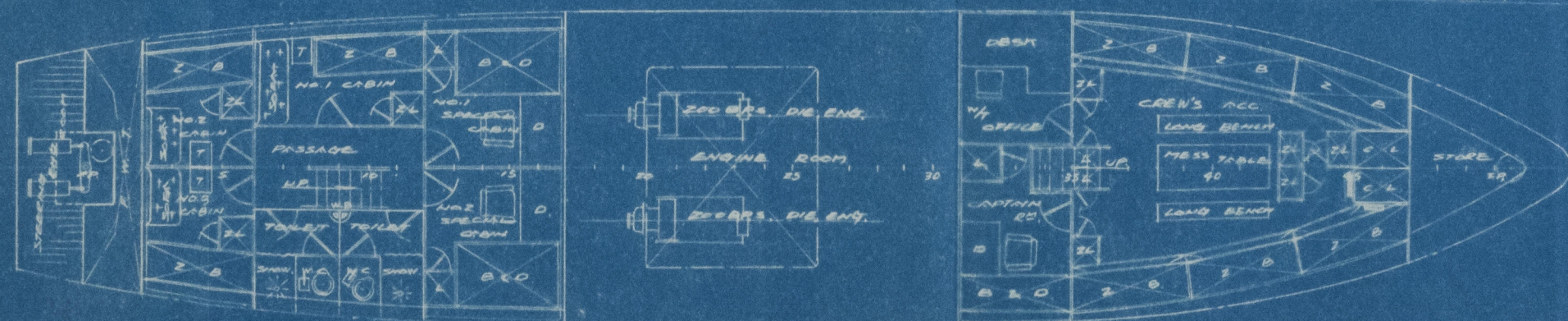
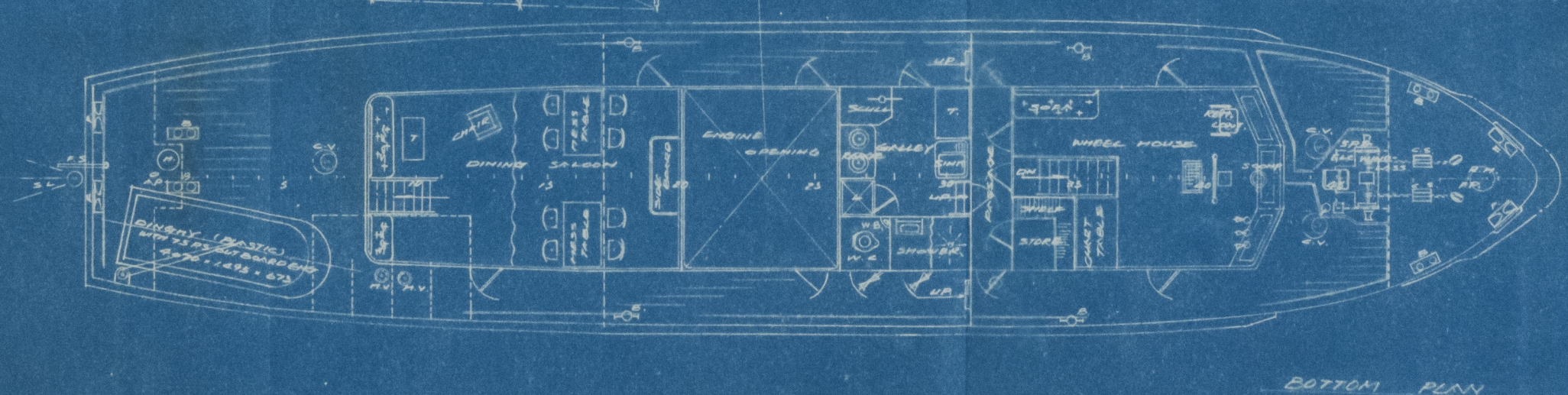
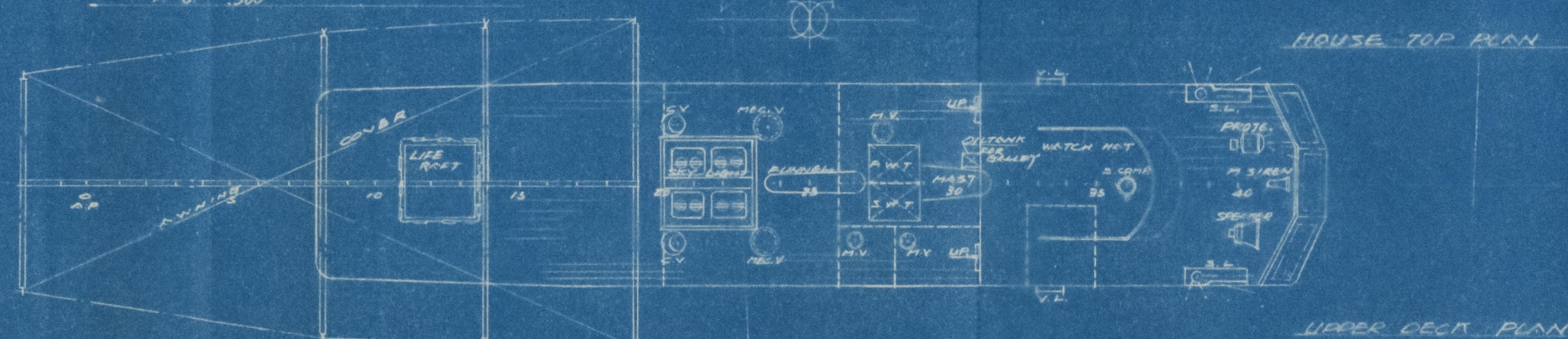


GENERAL ARRANGEMENT PLAN



PRINCIPAL PARTICULARS

LENGTH OVER ALL	27.65
B.P.P.	25.00
BREADTH MLD.	5.50
DEPTH MLD.	2.80
MAX. DRAFT MLD.	1.82
GROSS TONNAGE	110.51
DEAD WEIGHT	57.627
MAIN ENGINE	DIESEL M.C.R.
ISUZU DH100T-1160R 2000PS 12	
TRIAL SPEED	4 A LOAD 12.083
SERVICE SPEED	10
COMPLEMENT	
CABIN PASSENGER	30
CREW (OFF. 1P CREW 12P)	13P
	SUM 21P



ML (S) 813

GENERAL ARRANGEMENT

FINISHED PLAN

SCALE 1/100

KANAWA DOCK YARD CO. LTD.
HIROSHIMA JAPAN

DESIGNING OFFICE

YARD SUPER *[Signature]*

CHIEF *[Signature]*

CHECKER *[Signature]*

DRAWER *[Signature]*

TRACER *[Signature]*

DATE JUN. 13. 1962

DWG. NO. A-1


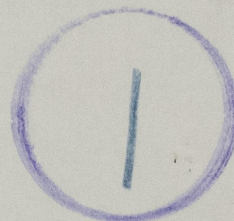
W. NO. K-129

"ML(S) 813★

GENERAL ARRANGEMENT

TO BE ATTACHED TO REPORT NO FE-10641 (KOBE)

RECORDS DEPT.
LONDON



© 2021

Lloyd's Register
Foundation

012925-012932-0226