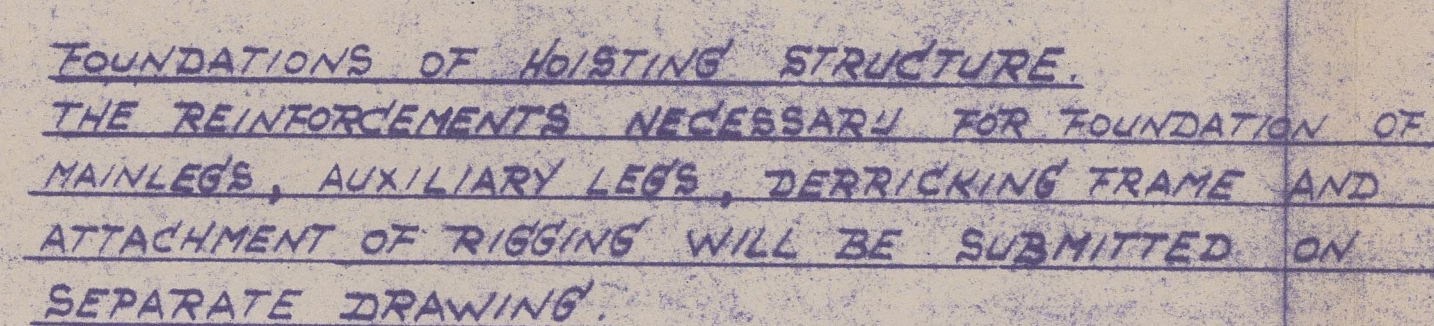
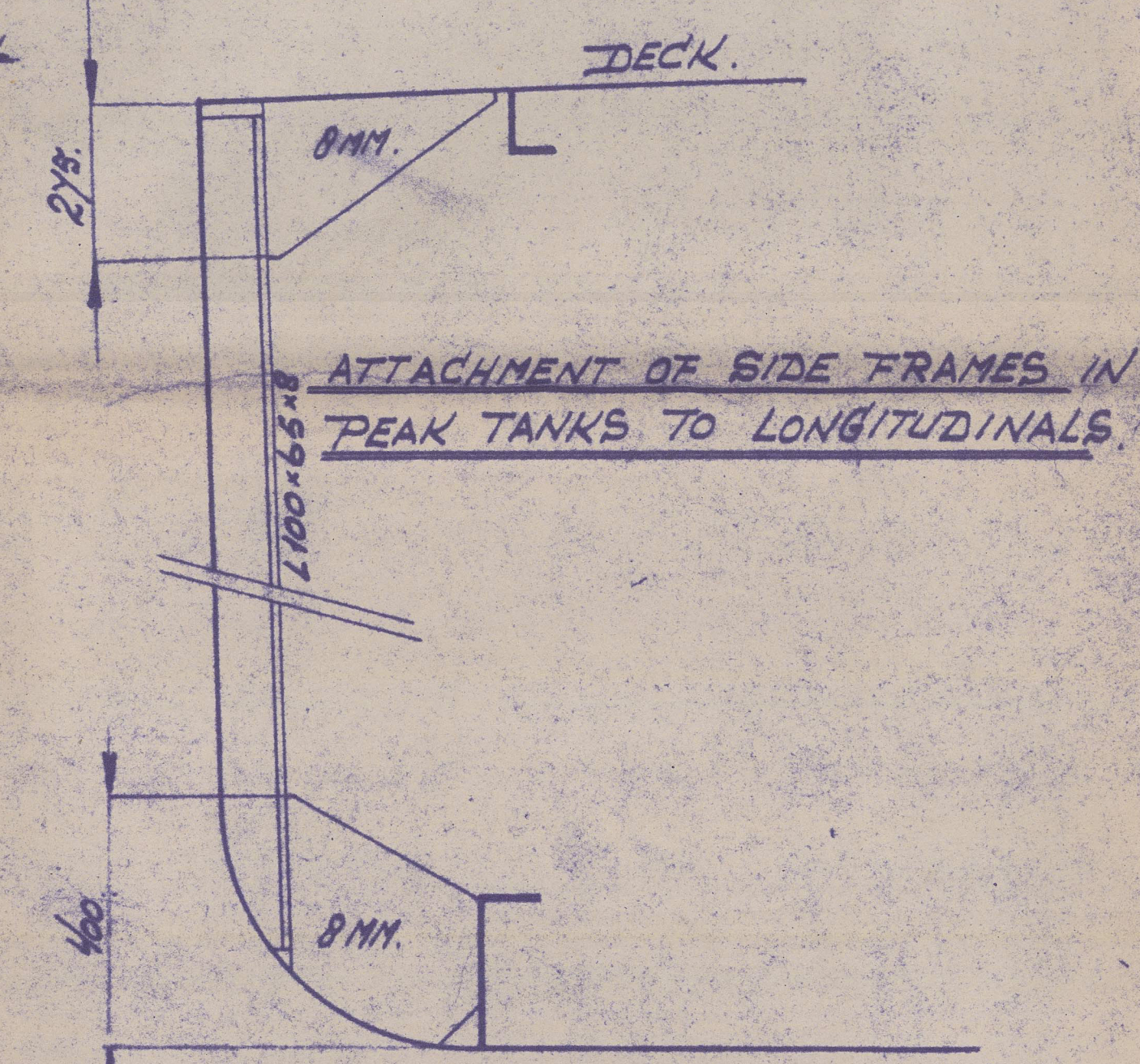
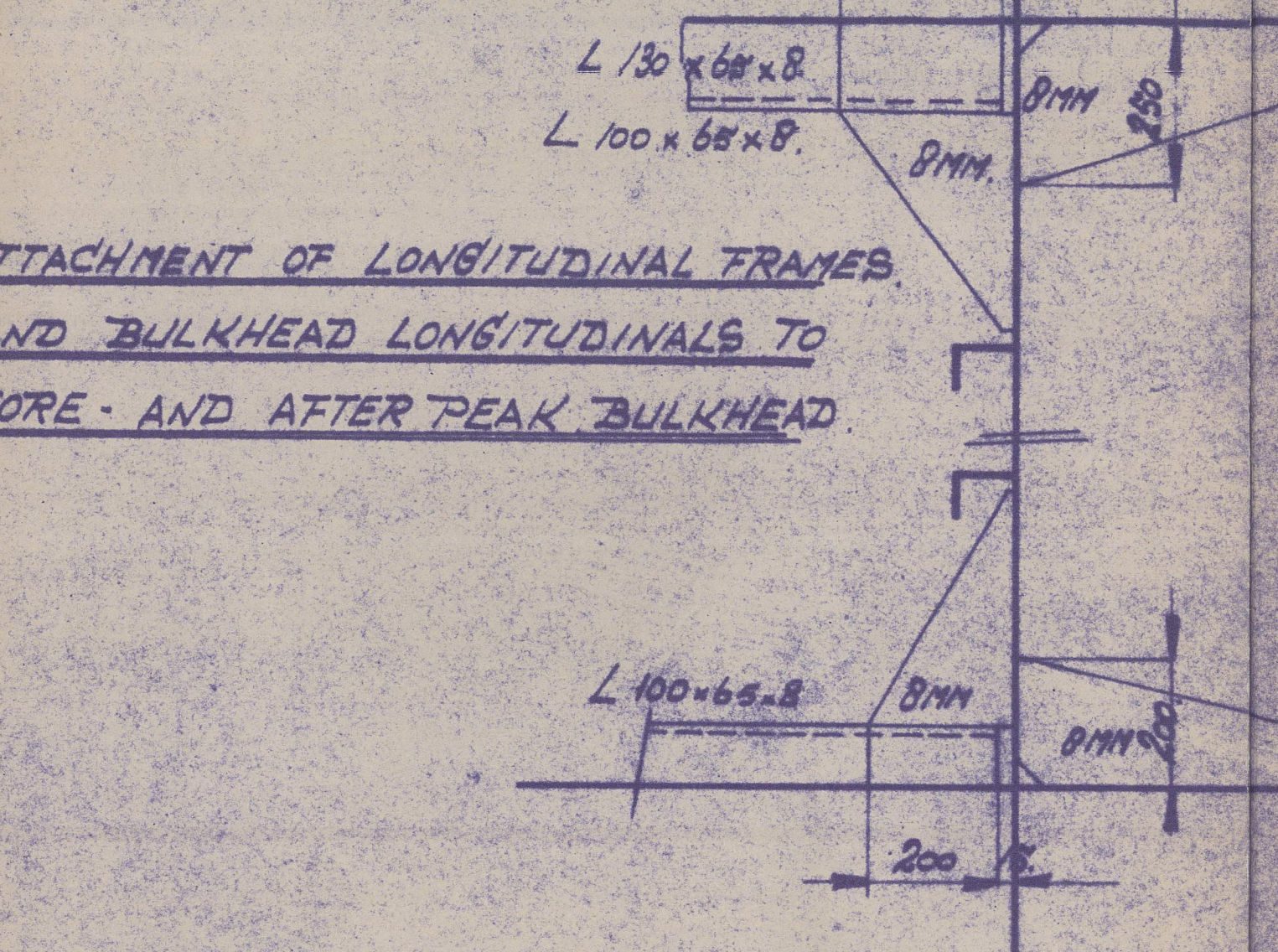
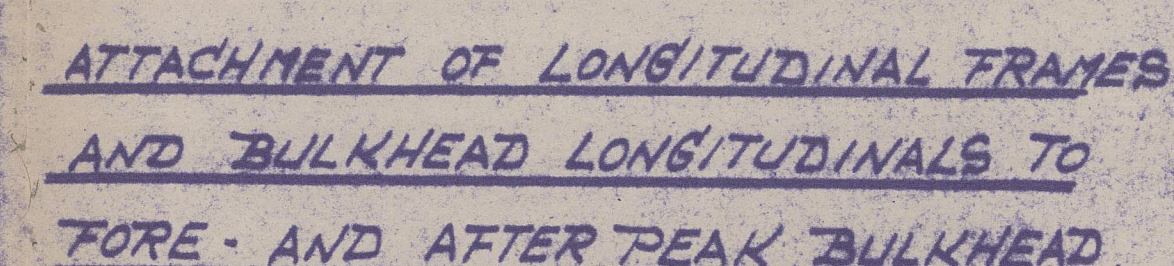
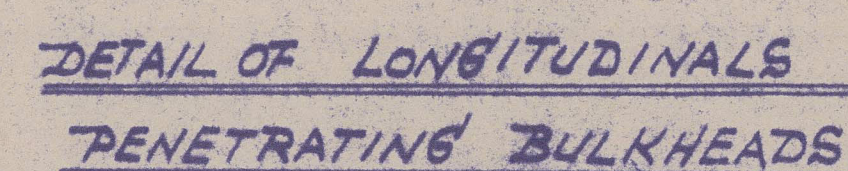



- 8 APR 1960



Hand-drawn plan view of a ship's hull section. The drawing shows the layout of various compartments and their dimensions. Key features include:

- Compartments:** AFT PEAK, TANKS, STORE, BOILER ROOM, OIL BURNER, PILLARS DIN/R, HOLD, and FORE PEAK.
- Dimensions:**
  - Overall length: 34000
  - Overall width: 150
  - Individual compartment lengths: 4500, 2000, 2750, 2750, 2800, 2800, 2850, 2150, 2500.
  - Individual compartment widths: 130x68x8, 450x8, 130x68x8, 130x68x8, 180x68x8, 130x68x8, 130x68x8.
  - Other dimensions: 200x8, 125x12, 125x16, 1500, 100, 50, 65, 100.
- Structural Details:** PILLARS DIN/R, OIL BURNER, and various structural supports are indicated.



For equipment see letter

# FLOATING SHEERLEGS 60 TON.

BELOUGS TO  
ROTTERDAM REPORT

1							
POS	Aant.	Omschrijving	Mod.	Mat.	Const.	Mech.	B.B.
		N.A.S.	N.A.S.S.		N.A.V.		

Kerolme Heerden yard № 649-650

N. K.N.	N.V. NEDERLANDSE KRAANBOUW MIJ. - UTRECHT
Belongs to	ROTTERDAM REPORT NO.

Scheit	1:10.	1542-03.	52845A
	1:50.		52844A
▽	Graf bewerkt		


2	✓✓ Glad bewoort	PROFILE and DECKPL
3	✓✓✓ Zeer glad bew.	

# MANUAL WELDING

## AUTOMATIC WELDING



RECORDS DEPT.  
LONDON.



a

u

Yezil is mak IT



Profile + Docks.



© 2021

Lloyd's Register  
Foundation

012876-012887-0239