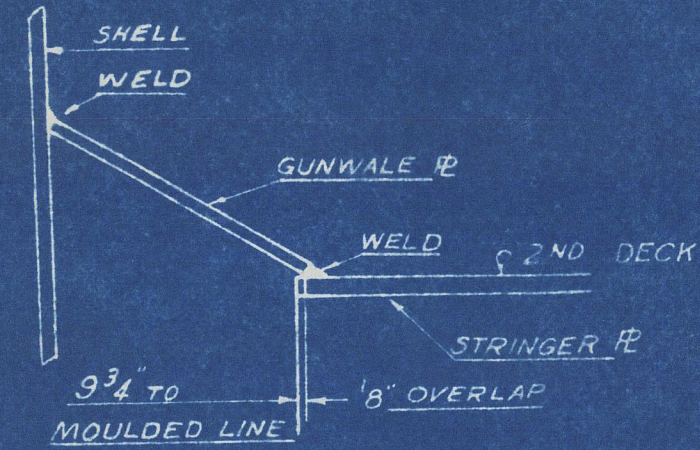


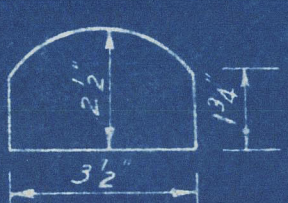
PRINCIPAL DIMENSIONS

LENGTH B.P.	416'-0"
BREADTH EXTR	57'-1"
BREADTH MLD	56'-10 1/2"
DEPTH MLD. UPPER DK	37'-4"
DEPTH MLD. SECOND DK	28'-7"
DEPTHS TO LENGTH-UPPER DK.	11.14

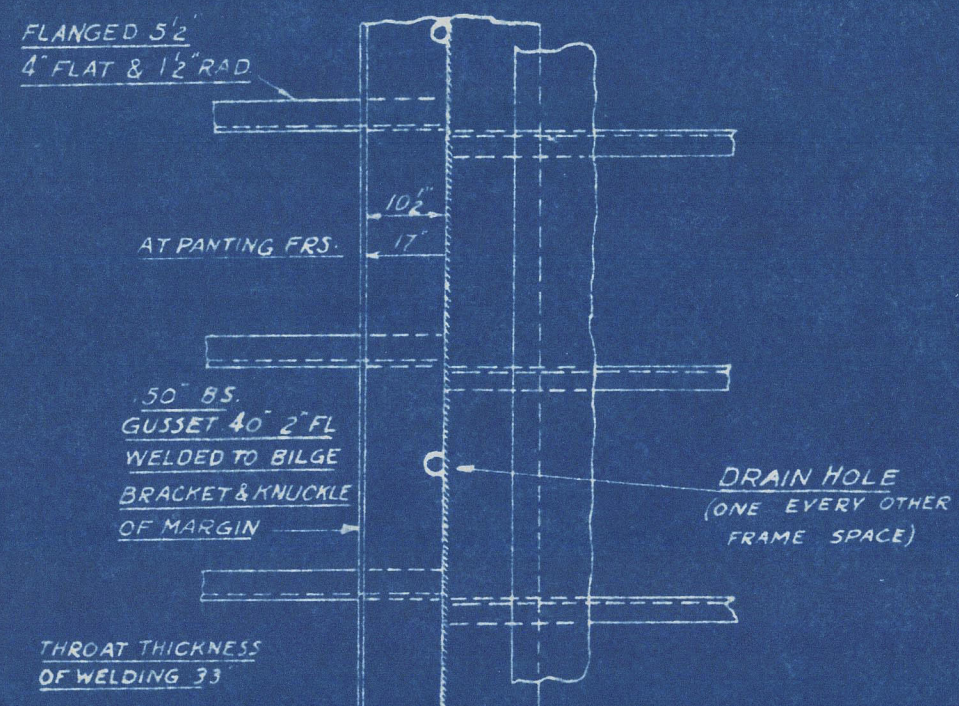
SHEERSTRAKE .70" WITH TWEEN
DK FRAMES ON EVERY FRAME
TO .45" AT ENDS
STRAKE BELOW SHEERSTRAKE
.61" TO .48" AT ENDS



DETAIL AT 'AA'




DETAIL OF DRAIN HOLE




DETAIL OF TANK GUSSETS

SIDE SHELL 6" WITH 30"
SPACING TO .45" AT ENDS
SIDE SHELL 25% ABOVE
END THICKNESS .56" IN
WAY OF PANTING IN LIEU
OF STRINGERS FOR A DISTANCE
AFT OF RULE POSITION OF
COLLISION BHD. EQUAL TO
10% L. OF VESSEL.
SIDE SHELL 25% ABOVE
END THICKNESS .56" IN
WAY OF FORE PEAK TANK
IN LIEU OF STRINGER
CONNECTIONS TO SHELL
BOSS PLATING 70"
OTHER PLATE INCREASED
25% ABOVE RULE

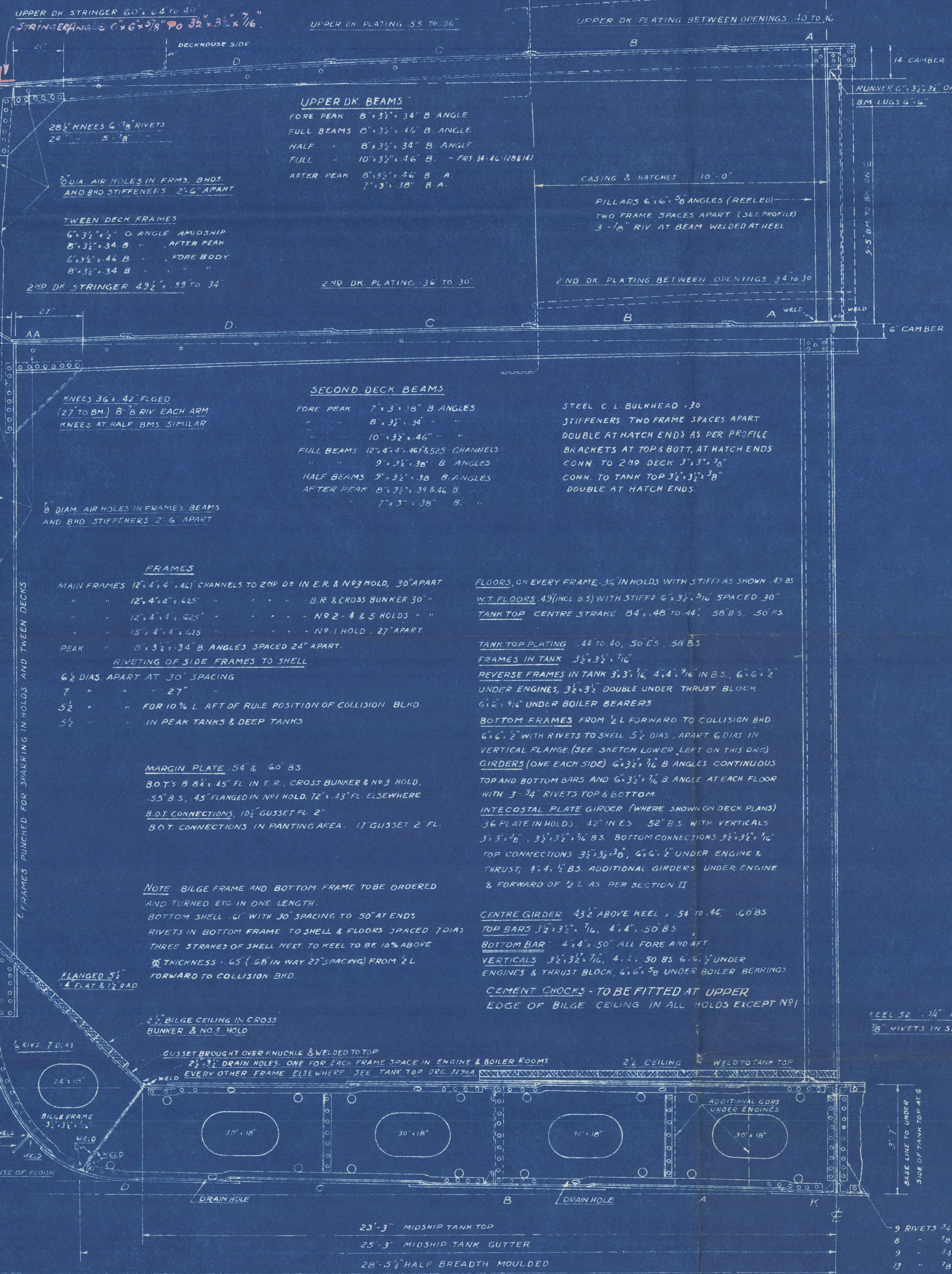


ARRGT OF BILGE BRACKETS IN NO 1 HOLD

DETAIL OF BILGE BRACKETS AFT OF FRAME 66 & FORD OF FRAME 106 (EXCEPT NO 1 HOLD)



DETAIL OF DRAIN HOLES (SCALE 3" = 1'-0")



NOTES: THE FOLLOWING PARTS ARE ELECTRICALLY WELDED

- KEEL PLATE BUTTS & SHELL BUTTS.
- CENTRE GIRDER BUTTS.
- CENTRE GIRDER TO W.T. FLOORS.
- SHAFT & BUNKER TUNNEL BUTTS.
- TANK MARGIN TO SHELL.
- TANK TOP BUTTS.
- SHAFT TUNNEL & BUNKER TUNNEL TO TANK TOP.
- TRANSVERSE W.T. BHDS. TO TANK TOP.
- BULKHEAD STIFFENER BRACKETS TO DK & TANK TOP.
- B.O.T.S TO TANK MARGIN.
- CENTRE LINE BHD TO TANK TOP.
- 2ND & UPPER DECK BUTTS.
- 2ND DK STRINGER PLATE TO SHELL AFT OF FRAME 12.
- STRINGER CLOSING PLATES TO STRINGER PLATES & SHELL.
- DEEP TANK HATCHES TO SECOND DECK.
- TRIMMING HATCHES TO SECOND DECK.
- BREAKWATER TO UPPER DECK.
- AFTER DECKHOUSE TOP - SEAMS & BUTTS.
- CAPTAINS HOUSE TOP - SEAMS & BUTTS.
- BOILER STOWS.
- CHART & WHEELHOUSE TOP BUTTS ONLY.
- MOULDING AROUND STERN. WINCH GIRDERS TO DK.
- FAIRLEAD SEATS. THRUST BLOCK SEATING.
- BOLLARD DOUBLINGS. GENERATOR SEATS.
- UPPER DECK STRINGER TO SHELL.
- ESCAPE TRUNKS. VENTILATOR TRUNKS.
- CABIN STORE CONN. TO DECKS.
- CABIN STORE EXTENSION BUTTS, SEAMS & DK CONNS.
- FORE & AFT PEAK STRINGERS TO SHELL.

EQUIPMENT	NUMERAL
L(B+D)	39189
MIDSHIP DECKHOUSE	30.25 x 7.5 x .50
CASINGS	20.5 x 7.5 x .50
CASINGS	23.75 x 7.5 x .50
AFTER DECKHOUSE	28 x 7.5 x .50
	39798

- EQUIPMENT
- 2 - BOWER ANCHORS 68 CWT
 - 1 - STUD CABLE CHAIN - 225 FATHOMS 2 3/16"
 - 1 - STREAM ANCHOR (STOCKLESS) - 23 3/4 CWT
 - 1 - STREAM WIRE 90 FATHOMS 5" - 6 1/2 FSW
 - 1 - TOWLINE 120 " 4 1/2" - 6 x 24 SPEC
 - 2 - HAWKERS 90 " 2 1/2" - 6 x 12 F
 - 2 - WARPS 50 " 2 1/2" - 6 x 12

To accompany Vancouver B.C.
1st Entry Bull Report No 5932.
MAY 1955

NORTH VAN. SHIP REPAIRS LTD.
NORTH VANCOUVER, B.C.
S.S. GREEN GABLES PARK
MIDSHIP SECTION
- HULL NO 126 -
DRAWN BY
APPROVED BY
DATE
SCALE
1/2" = 1' FT
1429

"World Trotter"

012827-012835-0104



© 2021

Lloyd's Register
Foundation