

28 MAR 1932

B.T. COPY

Index No. **32662**
(For London Office only.)

32662

Lloyd's Register of Shipping.
SURVEYS FOR FREEBOARD.Computation of Freeboard for ~~Steamer~~ Sailing Ship, Tanker

having

Roop. Bridge & Forecastle

Port of Survey

Falmouth

(Type of Superstructures.)

Date of Survey

22.3.32

Ship's Name

Nationality and Port of Registry

Official Number

Gross Tonnage

Date of Build

BRITISH HONOUR

British London

160520

6458

1928

MARISIN. M. 11/12/28

ITALIAN

7 mo.

Name of Surveyor

A. Murray

Particulars of Classification

100 A.1.

Moulded Dimensions: Length 440.0 Breadth 56.9 Depth 33.11

Moulded displacement at moulded draught = 85 per cent. of moulded depth 16130 tons

Coefficient of fineness for use with Tables

.784

Depth for Freeboard (D)

Moulded depth ... 33.11

Stringer plate ... 3/4

Sheathing on exposed deck

$$T \left(\frac{L-S}{L} \right) =$$

Depth for Freeboard (D) =

33.98

33.11

Depth correction

(a) Where D is greater than Table depth

(D - Table depth) R =

$$(33.98 - 29.33) \times 3 = + 13.95$$

(b) Where D is less than Table depth (if allowed)

(Table depth - D) R =

If restricted by superstructures

Round of Beam correction

Moulded Breadth (B)

56.45

Standard Round of Beam = $\frac{B \times 12}{50}$

13.62

Ship's Round of Beam

14.75

Difference

1.13

Restricted to

$$\text{Correction} = \frac{\text{Diff}}{4} \times \left(1 - \frac{S_1}{L} \right) = \frac{1.13}{4} \times .545 = -.16$$

DEDUCTION FOR SUPERSTRUCTURES.

	Mean Covered Length (S)	Equivalent Enclosed Length (S ₁)	Height	Height Correction	Effective Length (E)
Poop enclosed ...	106.5	106.50	8.0	✓	106.50
„ overhang ...					
R.Q.D. enclosed ...					
„ overhang ...					
Bridge enclosed ...	34.0	34.00	8.0	✓	34.00
„ overhang aft ...					
„ overhang forward					
„ enclosed Equiv.	44.34	44.34	8.0	✓	44.34
„ overhang ...	4.63	2.31			44.34
Trunk aft ...					2.31
„ forward ...					
Tonnage opening aft ...					
„ forward					
Total ...	189.50	189.18			189.18

Standard Height of Superstructure

7.5

„ „ R.Q.D.

Deduction for complete superstructure

42.00

Percentage covered $\frac{S}{L} =$

43.06

„ „ $\frac{S_1}{L} =$

42.54

„ „ $\frac{E}{L} =$

42.54

Percentage from Table, Line A.

(corrected for absence of forecastle (if required))

Percentage from Table, Line B. Tanker. = 33.54

(corrected for absence of forecastle (if required))

Interpolation for bridge less than 2L (if required)

Deduction = 42.00 x .3354 = - 14.09

SHEER CORRECTION.

Station	Standard Ordinate	S	M	Product	Actual Ordinate	Effective Ordinate	S	M	Product
A.P. ...	54.00	1		54.00	47.0	48.00	1		48.00
1/2 L from A.P. ...	24.03	4		96.12	20	20.54	4		82.16
3/4 L „ ...	5.94	2		11.88	4	5.13	2		10.26
Amidships ...		4					4		
3/4 L from F.P. ...	11.88	2		23.76	12	11.85	2		23.70
1/2 L „ ...	48.06	4		192.24	46	44.40	4		189.60
F.P. ...	108.00	1		108.00	111	110.00	1		110.00
Total ...				486.00					463.42

$$\text{Correction} = \frac{\text{Difference between sums of products}}{18} \left(.75 - \frac{S}{2L} \right) = \frac{22.28}{18} \times (.75 - .2153) = + .66$$

If limited on account of midship superstructure.

If limited to maximum allowance of 1 1/2 ins. per 100 ft.

Deduction for Tropical Freeboard.

Addition for Winter and Winter North Atlantic Freeboard.

Depth to Freeboard Deck = 33.98

Summer freeboard = 6.54

Moulded draught (d) = 24.44

Deduction for Tropical freeboard and addition for

Winter freeboard = $\frac{d}{4}$ inches = 6.86 = 6 3/4

Addition for Winter North Atlantic Freeboard (if

required = 4.40 = 4 2/5

Deduction for Fresh Water.

Displacement in salt water at summer load water line

 $\Delta = 15290$

Tons per inch immersion at summer load water line

T = 50.6

Deduction = $\frac{\Delta}{40 T}$ inches

= 7.52 = 7 1/2

TABULAR FREEBOARD corrected for Flush Deck (if required)

Correction for coefficient

784 + .68

1.36

Depth Correction ... 13.95

Deduction for superstructures ... 14.09

Sheer correction66

Round of Beam correction16

Correction for Thickness of Deck amidships ...

Other corrections, scantlings, etc. ...

14.61 14.25 + .36

Summer Freeboard = 78.40

SUMMER FREEBOARD amidships from Centre of Disc to top of Deck Line, Wood, Steel, Deck:

80 MAR 1932

Tropical Fresh Water Line above Centre of Disc ... 14 1/4

Fresh Water Line „ „ ... 7 1/2

Tropical Line „ „ ... 6 3/4

Winter Line below „ „ ... 6 3/4

Winter North Atlantic Line „ „ ... 11 1/2

Tropical Fresh Water Freeboard ... 5' - 4 1/2

Fresh Water „ „ ... 5' - 11

Tropical „ „ ... 5' - 11 1/2

Winter „ „ ... 5' - 11 1/2

Winter North Atlantic „ „ ... 7' - 5 1/2

RECEIVED 11/4/31 29 DEC 1930

RECEIVED 16 AUG 1932

RECEIVED 31 AUG 1932

PARTICULARS OF PROTECTION TO OPENINGS, ETC.


HATCHWAYS ON FREEBOARD AND SUPERSTRUCTURE DECKS										
Description of Hatchway	Forecastle to Store Room	Forecastle to Chain Locker	Freeboard to Cargo Hatch	Deck to Oil Tank Hatch	Deck to Symmetrical Tank Hatch	Coffin to Hatch	Pump Room Hatch	Roof Deck to Bunkers	Roof Deck to Horse Room	Roof Deck to Store Room
Dimensions of Hatchway	2'-6" x 2'-6"	2'-6" x 2'-3"	12'-0" x 9'-0"	6'-0" x 4'-1"	6'-0" x 4'-1"	2'-2" x 1'-6"	2'-9" x 2'-11"	4'-10" x 2'-9"	4'-10" x 2'-9"	2'-8" x 2'-5"
COAMINGS	Height above Deck	2'-3"	2'-3"	2'-6"	1'-0"	1'-8"	9"	2'-6"	2'-6"	2'-6"
	Thickness	3/8"	3/8"	1/2"	5/8"	5/8"	1/2"	1/2"	1/2"	1/2"
	Sides	✓	✓	✓	✓	✓	✓	✓	✓	✓
	Stiffeners	✓	✓	7 x 2 x 5/8"	✓	✓	✓	✓	✓	✓
HATCH BEAMS	Brackets, Stays	✓	✓	✓	✓	✓	✓	✓	✓	✓
	Number	✓	✓	✓	✓	✓	✓	✓	✓	✓
	Spacing	✓	✓	✓	✓	✓	✓	✓	✓	✓
	Scantling and Sketch	✓	✓	✓	✓	✓	✓	✓	✓	✓
FORE AND AFTERS	Bearing Surface	✓	✓	✓	✓	✓	✓	✓	✓	✓
	Number	✓	✓	✓	✓	✓	✓	✓	✓	✓
	Spacing	✓	✓	✓	✓	✓	✓	✓	✓	✓
	Unsupported Lengths	✓	✓	✓	✓	✓	✓	✓	✓	✓
HATCH COVERS	Scantling* and Sketch	✓	✓	✓	✓	✓	✓	✓	✓	✓
	Bearing Surface	✓	✓	✓	✓	✓	✓	✓	✓	✓
	Material	Steel	Steel	Steel	Steel	Steel	Steel	Wood	Wood	Wood
	Thickness	1/2"	1/2"	9/16"	5/8"	5/8"	1/2"	2 1/2"	2 1/2"	2 1/2"
Spacing of Cleats	How fitted	✓	✓	✓	✓	✓	✓	✓	✓	✓
	Bearing Surface	✓	✓	✓	✓	✓	✓	✓	✓	✓
Number of Tarpaulins	2	2	2	2	2	2	2	2	2	2

Particulars of fiddle, funnel and ventilator coamings:—
 Stakehold gratings covered by strong steel ringed covers. ✓
 Engine and boiler room ventilators in good condition. ✓
 Engine room skylight of steel in efficient condition. ✓

Particulars of Flush Bunker Scuttles:—
 None.

Particulars of Companionways:—
 None.

Particulars of Ventilators in exposed positions on freeboard and superstructure decks:
 Forecastle Deck: 5 vents 7' high. Coamings 36" high. ✓
 6 " 9 " " 8/10. ✓
 1 " 14 " " 8/10. ✓
 2 " 18 " " 8/10. ✓
 Freeboard Deck: 2 vents 11' high. Coamings 36" high. ✓
 to pump room. ✓
 Coamings 36" high. ✓
 Roof Deck: 8 vents 7' high. Coamings 36" high. ✓
 2 " 10 " " 8/10. ✓
 2 " 12 " " 8/10. ✓
 2 " 15 " " 8/10. ✓
 to bunkers and store rooms. ✓
 Ventilator Coamings fitted with wood flaps & canvas covers. ✓

Particulars of Air Pipes in exposed positions on freeboard, superstructure or superstructure decks:—
 Forecastle: 2 air pipes 3' high 2 1/2" dia. ✓
 1 " pipe 3 1/2" dia. ✓
 Freeboard Deck: 2 air pipes 3' high 2 1/2" dia. ✓
 2 " " 5' high 2 1/2" dia. ✓
 Roof: 6 air pipes 3' high 1 1/2" dia. ✓
 with air screw caps. ✓
 2 air pipes 6' high 3" dia. ✓
 to bunkers. ✓
 All air pipes closed with canvas covers, except those marked * which have gauge. ✓
 Heights given are thus. 

Particulars of Gangway Cargo and Coaling Ports:—
 None.

Butal Honour

Particulars of Scuppers and Sanitary Discharge Pipes —


7. ~~that~~ scupper pipes & ~~the~~ least fore & starboard, about 15" below freeboard deck without storm valves. ✓
8. ~~the~~ sanitary discharges & waste pipes below freeboard deck fitted with metal storm valves. ✓

articulators of Side Scuttles:

Articles of Side Scuttles:
Side scuttles in stowage room forward about 18" below foreward deck, also those in superstructures
fitted with hinged deadlights. ✓

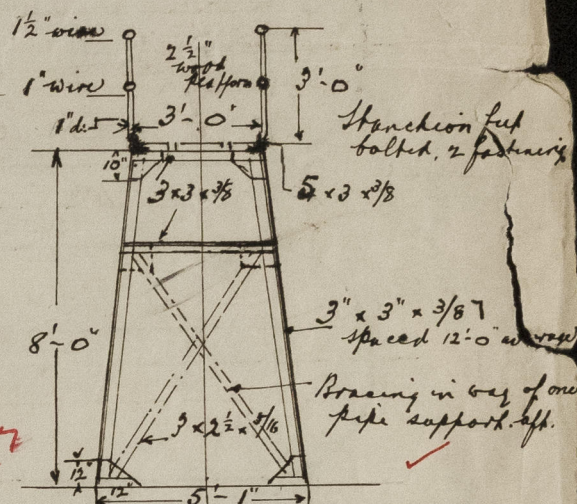
Particulars of Guard Rails :—

Particulars of Guard Rails:—
 Guard rail stanchions on poop & fore-castle decks 3'-6" high, spaced about 5'-0" apart.
 and fitted with three guard rails ✓

1 1/2" dia. 

articulars of Gangways, Lifelines, etc. :—

articulators of Gangways, Lifelines, etc. :-
 Four ~~cast~~ gangways fitted from poop to bridge deck and from
 bridge deck to forecath; efficiently supported and having
~~four~~ ^{two} side stanchions 3'-0" high with two wire guard rails ✓



Particulars of Freeing Arrangements.

	Length of Bulwark	Height of Bulwark	Size of Freeing Ports	Number each side	Area each side	Rule area each side
After Well	149' 0"	3' 9"	4 in No. varying from 19' 0" to 25' 0".	4	69.75 sq	50% open rails
Forward Well	101' 6"	3' 9"	24' 2" x 9"	2	36.22 sq	50% open rails

State position of each freeing port } After Well:— 10" above deck, commencing 9'-9" from bridge, after bulkhead
(F. and A. position and height above deck edge) } Forward Well:— 30' 0" from forecabin end.

State whether the freeing ports are fitted with shutters, bars, or rails, and give particulars of such:— No

Additional area where sheer is less than standard. ✓

Bulwarks cut away & open rails fitted 66' 0" in length
Bulwarks cut away & open rails fitted 59' 8" in length
See blue print attached 4/8/32.

Particulars of Superstructures, Trunks, Casings, Deckhouses.

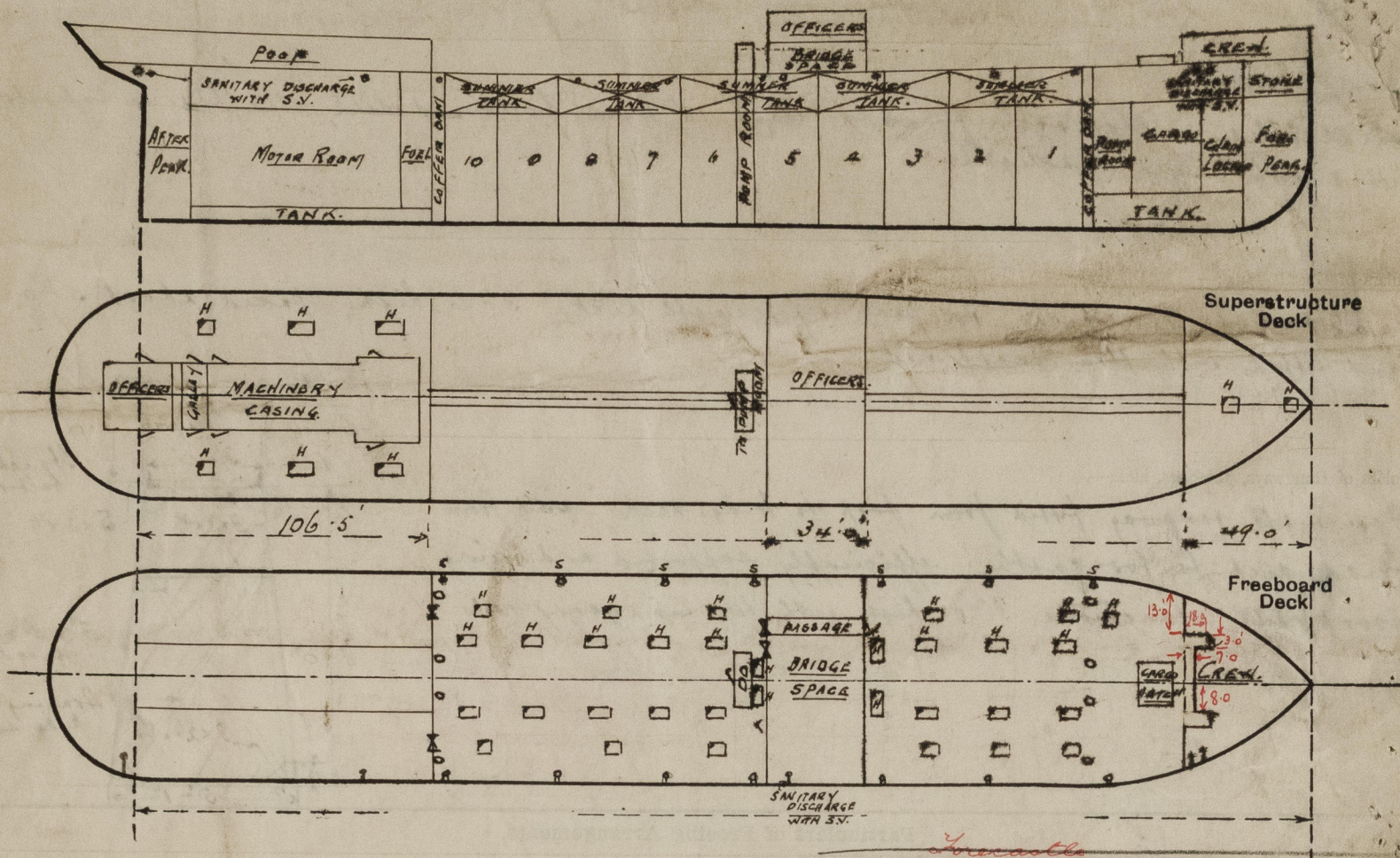
	Coaming	Plating	Stiffeners	Spacing	End Attachments of Stiffeners	Size of Openings	Height of Sills	Height of Casings
Poop Bulkhead45 ✓	.40	10 x 3 1/2 x 1/2 ✓	40" ✓	brackets to beams over.	4'-6" x 2'-8" ✓	18" ✓	8'-0"
Raised Quarter Deck Bulkhead ...	✓							
Bridge, After Bulkhead40 ✓	.35 ✓	3 x 2 1/2 x 3/8 ✓	36" ✓	✓	5'-0" x 3'-0" ✓ 4'-6" x 3'-0" ✓ 5'-0" x 2'-4" ✓	18" ✓	8'-0"
Bridge, Forward Bulkhead45 ✓	.45 ✓	9 x 3 1/2 x 1/8 ✓	36" ✓	lugs bottom ✓	5'-0" x 3'-0" ✓	18" ✓	8'-0"
Forecastle Bulkhead35 ✓	.35 ✓	3 x 2 1/2 x 3/8 ✓	36" ✓	✓	5'-0" x 2'-0" ✓	18" ✓	8'-0"
Trunk, Aft	✓							
Trunk, Forward	✓							
Exposed Machinery Casings on Free- board Raised Quarter Deck30 ✓	.30 ✓	3 x 2 1/2 x 1/8 ✓	36" ✓	✓	5'-0" x 2'-0" ✓	18" ✓	8'-0"
Exposed Machinery Casings on Super- structure Decks30 ✓	6/20 ✓	3 x 2 1/2 x 1/8 ✓ 12 x 3 1/2 x 1/2 [brackets] ✓	30" ✓ 9'-0" ✓	✓ lugs ✓	4'-9" x 2'-0" ✓	16" ✓	8'-0"
Machinery Casings within Superstruc- tures not fitted with Class I Closing Appliances30 ✓	.30 ✓	4 x 3 x 3/8 ✓	32" ✓	brackets ✓	✓	✓	8'-0"
Deckhouses on Flush Deck Ships ...	✓							

Particulars of Closing Appliances (state if capable of being manipulated from both sides).

Poop Bulkhead	Plate with turn buckles, manipulated both sides. ✓
Raised Quarter Deck Bulkhead ...	✓
Bridge, After Bulkhead	Slipping boards full height in overboard channels, & one hinged steel door with turnbuckles, manipulated both sides. } ✓
Bridge, Forward Bulkhead	Hinged steel door, with turn buckles manipulated both sides. ✓
Forecastle Bulkhead	Solid hinged wood doors manipulated both sides. ✓
Exposed Machinery Casings on Free-board or Raised Quarter Decks ...	Adm. Room, hinged steel door manipulated both sides. ✓
Exposed Machinery Casings on Super-structure Decks	Steel hinged doors. P & S. manipulated from both sides. ✓
Machinery Casings within Superstructures not fitted with Class I Closing Appliances	✓
Deckhouses on Flush Deck Ships ...	✓

British Honor

Superstructure bulkheads, trunks, deckhouses, casings, cargo and coaling hatchways, extent and thickness of sheathing on the freeboard deck, gangway, cargo and coaling ports, and any other openings, etc., which would affect the seaworthiness of the ship are to be shown on the following sketches:—



Yarncliffe
 Deduct. $\frac{11.0 \times 7.0}{24} = 3.25$ 49.00.
 $\frac{11.0 \times 3.0}{24} = 1.38$ 4.63.
 44.37

State any special features in the construction of the ship:—

Builder's name and yard number

Palmers & Co Ltd

Names of sister ships

This report refers to the M.V. British Honor.

Owners

British Tanker Co Ltd.

Fee £ 14 : 9 : 0

Received by me

[Signature]



© 2021

Lloyd's Register Foundation