

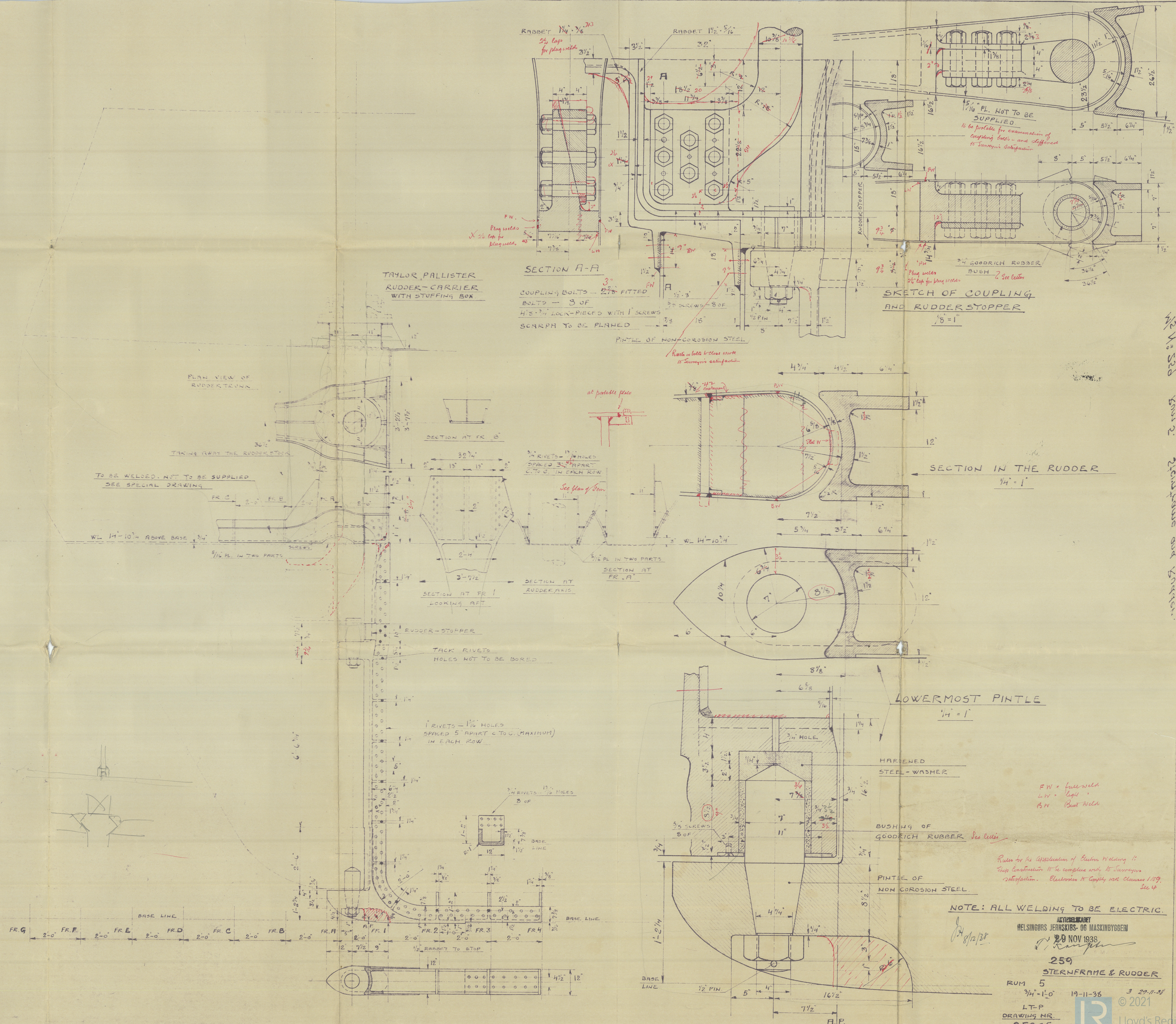
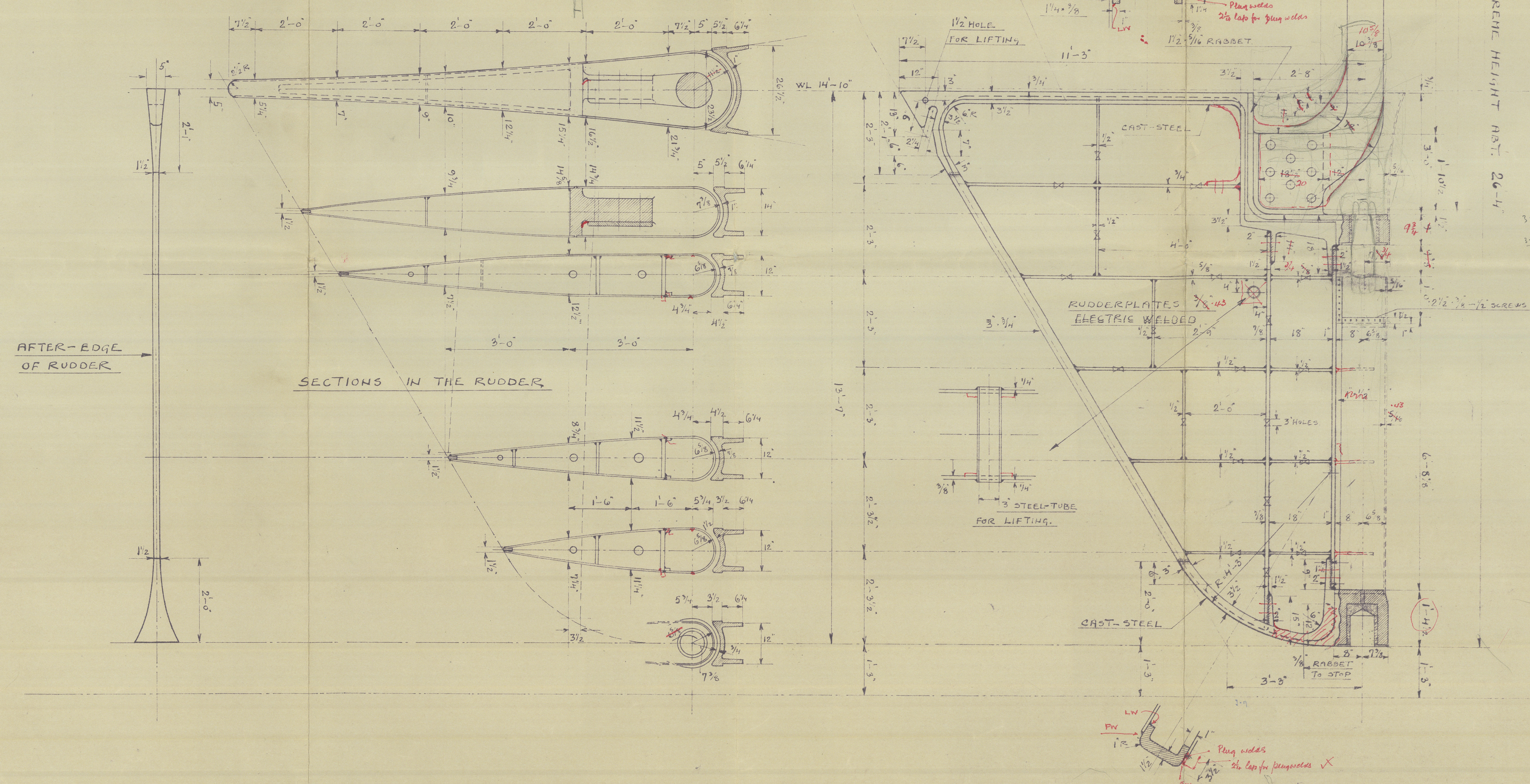
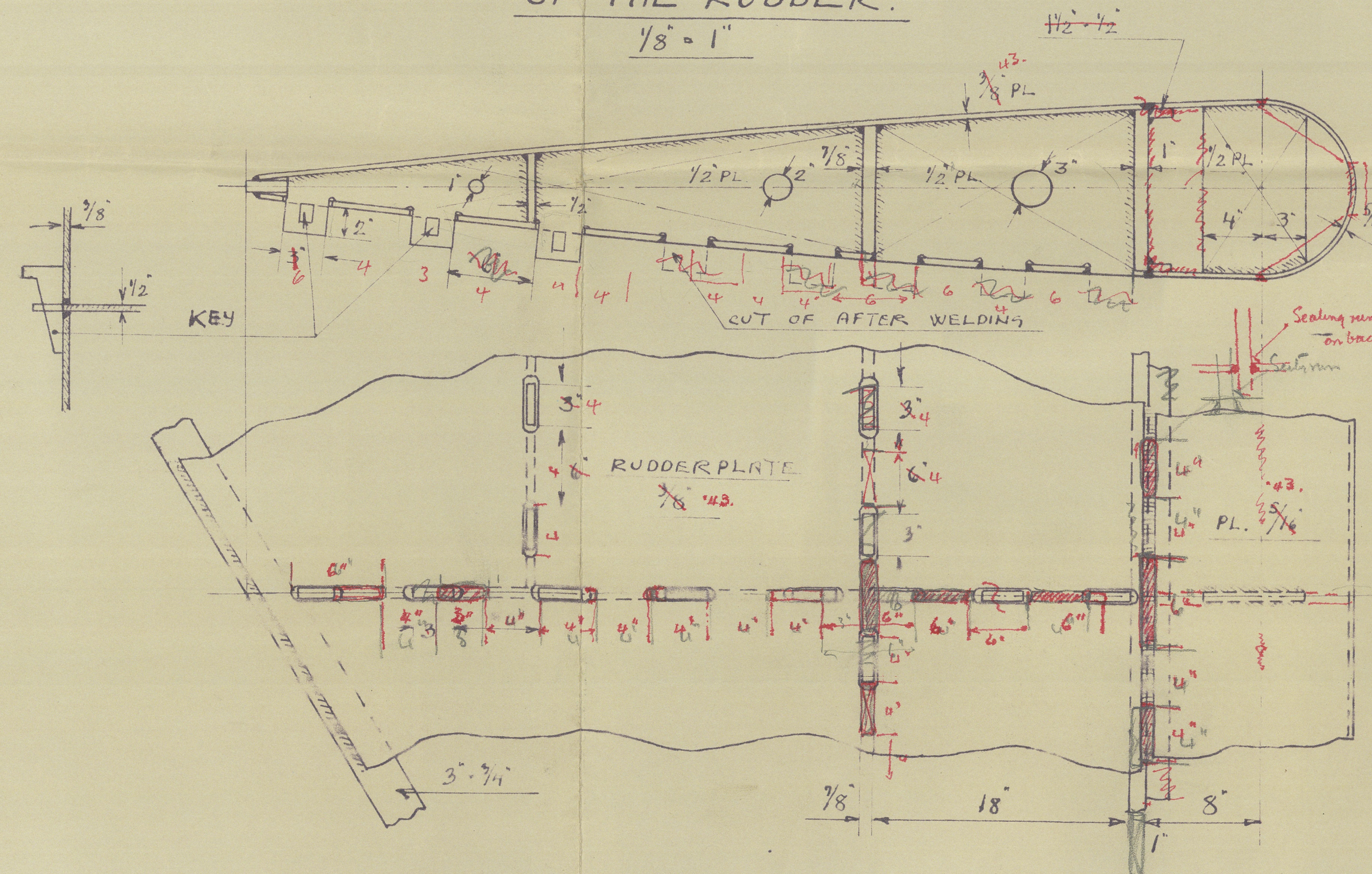
BUILDING NR. 259.  
STERNFRAME AND RUDDER

ONE STERNFRAME OF CAST STEEL, AS PER PLAN,  
READY MACHINED WHERE NECESSARY, GUDGEONS TO  
CORRESPOND EXACTLY WITH RUDDER BRACES.

ONE TOP- AND ONE BOTTOM RUDDER PIECE OF CAST STEEL,  
READY MACHINED WHERE NECESSARY.  
PINTLE HOLES LINED WITH GOODRICH RUBBER BUSHING  
AND STEEL WASHER ETC AS PER PLAN.  
PINTLES OF NON CORROSION STEEL COMPLETE WITH NUTS  
AS PER PLAN.  
ONE RUDDER STOCK OF FORGED STEEL, TO BE TURNED,  
COMPLETE WITH COUPLING BOLTS, LOCK-PIECES AND SCREWS ETC.  
RIVET HOLES TO BE DRILLED IN STERN FRAME BY MAKERS,  
EXCEPT OTHERWISE STATED.

ALL COMPLETE, EXCLUSIVE WELDED RUDDER PLATES.  
ALL MEASURES ARE FINISH MADE  
SPEED 15½ KNOTS - DRAFT ~~19-5~~  
CLASS: BRITISH LLOYDS  $\nabla$  100 A. 1.  
LLOYDS TEST CERTIFICATES TO BE SUPPLIED.  
AREA OF RUDDER ABFT  $\nabla$  OF PINTLES = A. 98 SQ. FT.  
CENTRE OF GRAVITY OF AREA, A ABFT  $\nabla$  OF PINTLES = D. 4' 0"

SKETCH OF WELDING  
OF THE RUDDER.



Rules for the Application of Electric Welding to  
Ship Construction to be complied with to Surveyors  
Satisfaction. Electrodes to Conform with Classes 1/89.  
See 4

NOTE: ALL WELDING TO BE ELECTRIC.

MEISINGERS JERVISBURG OR MASKING VEGGEM  
 28 NOV 1938  
 [Signature]  
 259  
STERNFRAME & RUDDER  
 RUM 5  
 3/4"-1'-0" 19-11-38 3 29-11-38  
 L.T.P © 2021  
DRAWING NO.  
25905 A.  
 012705-012710-0253  
 Lloyd's Re Foundation



Heltinger. 259

Rudder & Stern frame

(4)

~~Cancelled~~ See later plan

~~Cancelled~~

~~See Plan no. 33~~

This plan to be added

to - Owners request

ROLAND VON BREMEN

19/8-39.

no. 5. "Indian Reefer" of Esbjerg

Copenhagen Report no. 11024.



© 2021

Lloyd's Register  
Foundation

012705-012710-0253