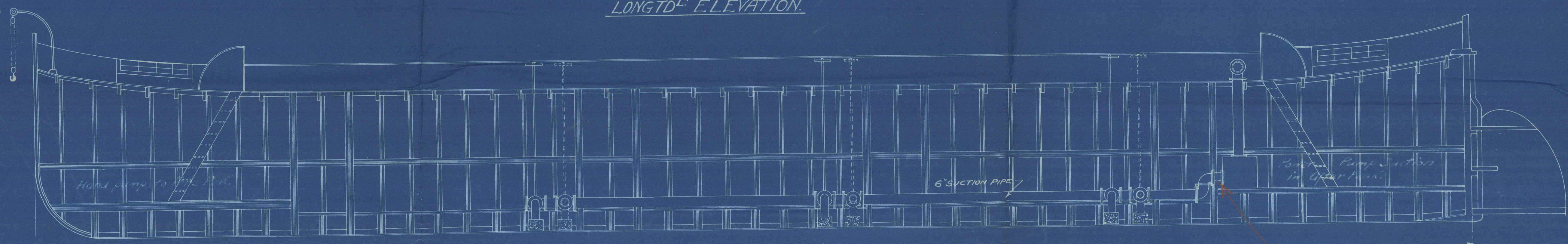
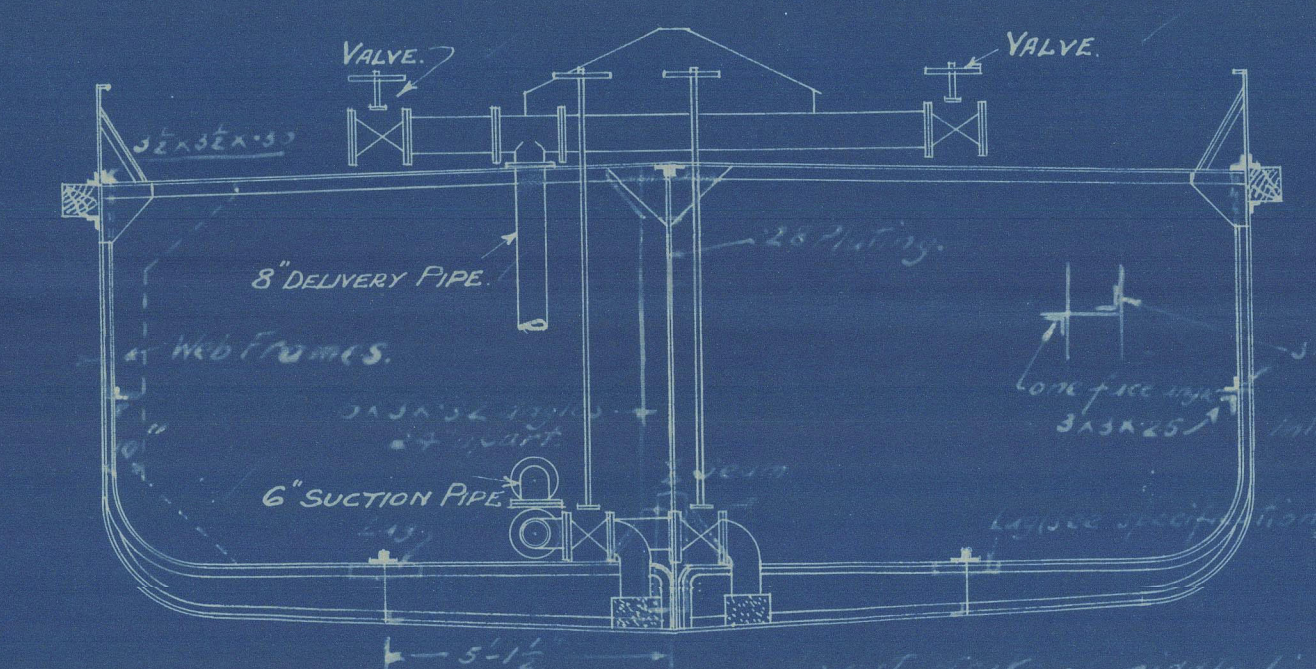


LONGTD^g ELEVATION.

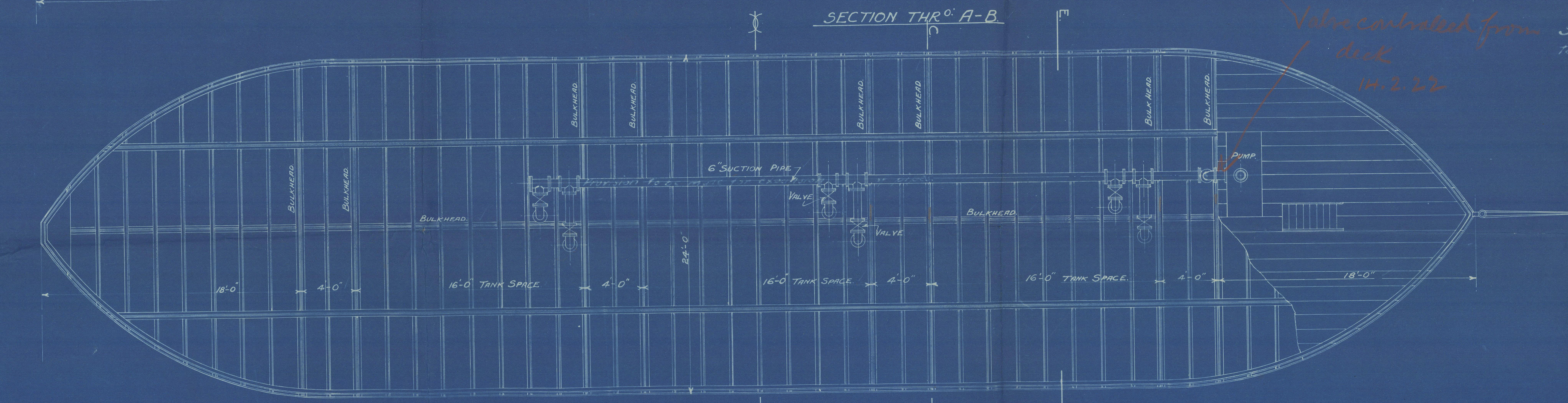


END ELEVATION.



CROSS SECTION E-F.

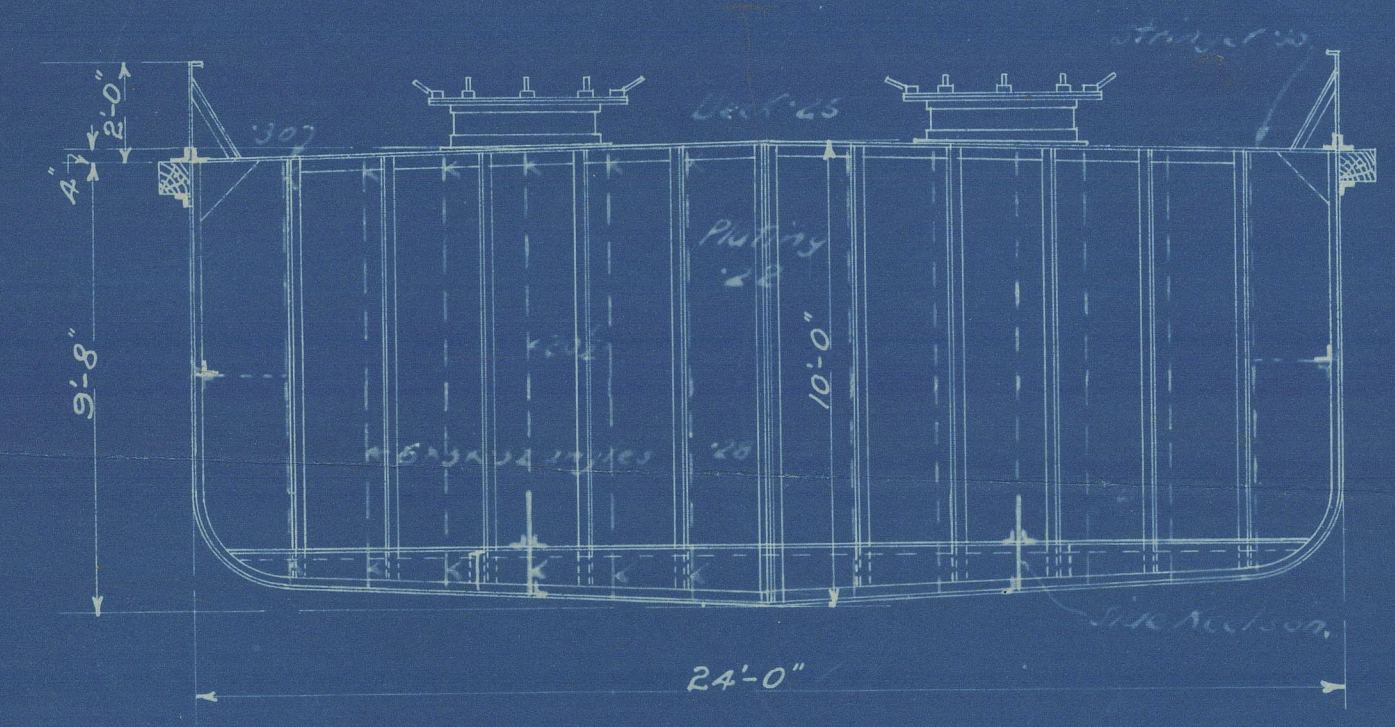
Seams of shell plating in way of oil tanks to be double riveted.



SECTION THRO' A-B.

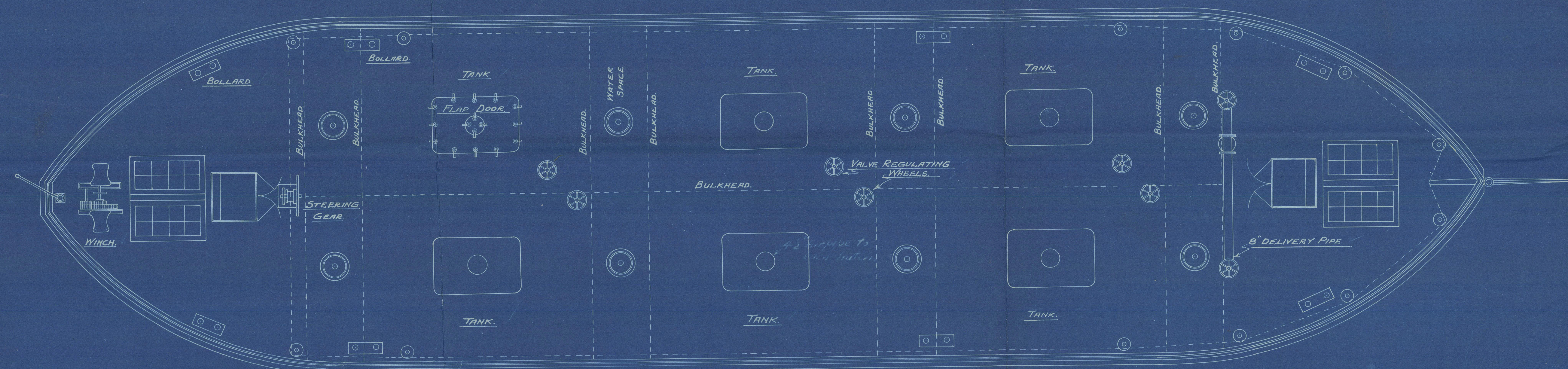
Valve controlled from deck 14.2.22

SECTIONAL PLAN.



SECTION THRO' C-D.

76 coffers. see later working plan.



PLAN.

PARTICULARS OF BARGE.	
STEM POST	4"x1 1/4"
STERN POST	4"x1 1/4"
RUDDER POST	3 1/2" DIA.
BULKWARK STRAKE	3/16" THICK.
KEEL PLATE	1/2" x 22" WIDE.
FLOOR	1/2" THICK. 12" WIDE.
INTERCOSTALS	1/4"
HULL PLATES	5/16"
FRAMES	3"x3 1/4"
DECK FRAMES	4"x3 1/4"
VERTICALS	3"x3 1/4" ORANGE
DECK PLATES	1/2" THICK. 12" WIDE.
BULKHEADS	1/2" THICK. 12" WIDE.
REVERSE FRAMES	2 1/2"x2 1/4"
SUCTION PIPE	6"

OIL BARGE 100'x24'x10'-0"

FOR MESSRS SHAW WALLACE & CO. COLOMBO.

APPROX. CAPACITY 300 TONS.

SCALE: 1/4" = 1 FOOT.

13-4-1921.

A.P.O.C. DRAWING N^o A.6058.
DATE: 14-JUNE-1921.

DRAWING N^o 2532.
TRACING DRAWER C.P.
DATE: 13-4-1921.

AMENDED PLAN.

012646 - 012655 - 0001

"A.P.C.C. No. 10."

Cbo 354

See later plans
appd.

~~18/21~~
16/9/21



© 2021

Lloyd's Register
Foundation