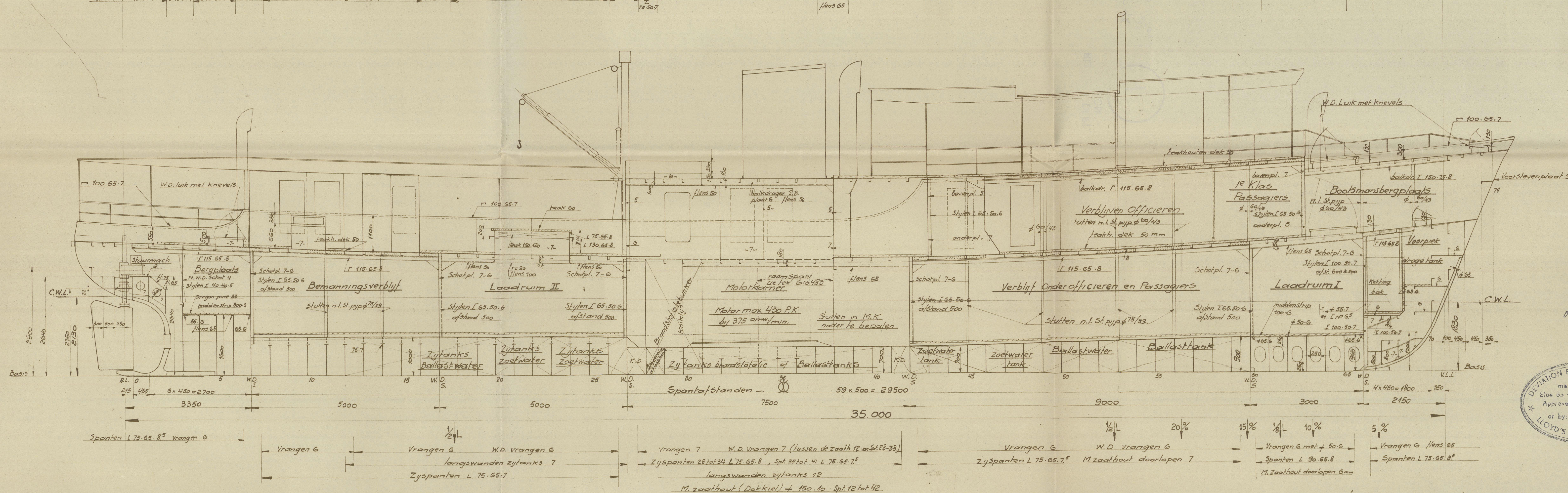
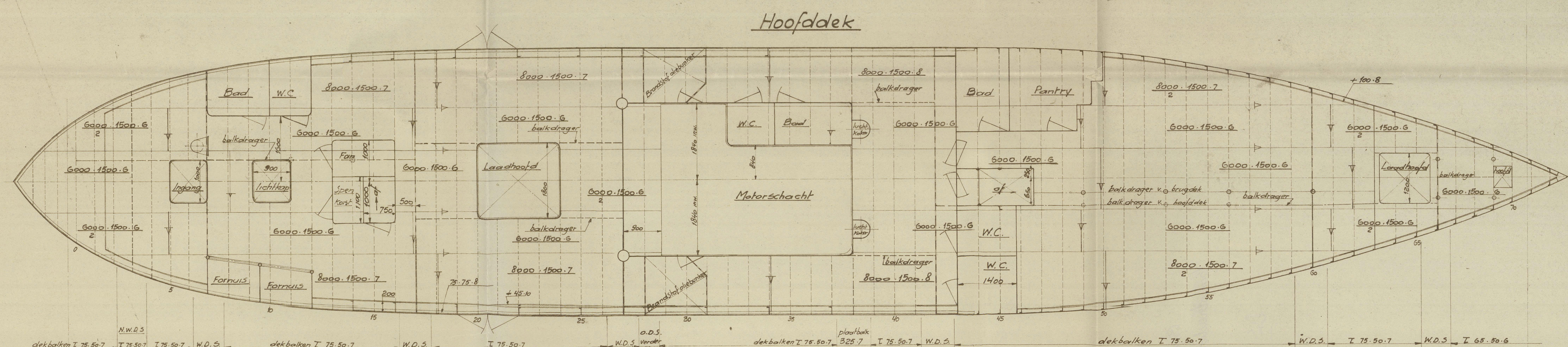
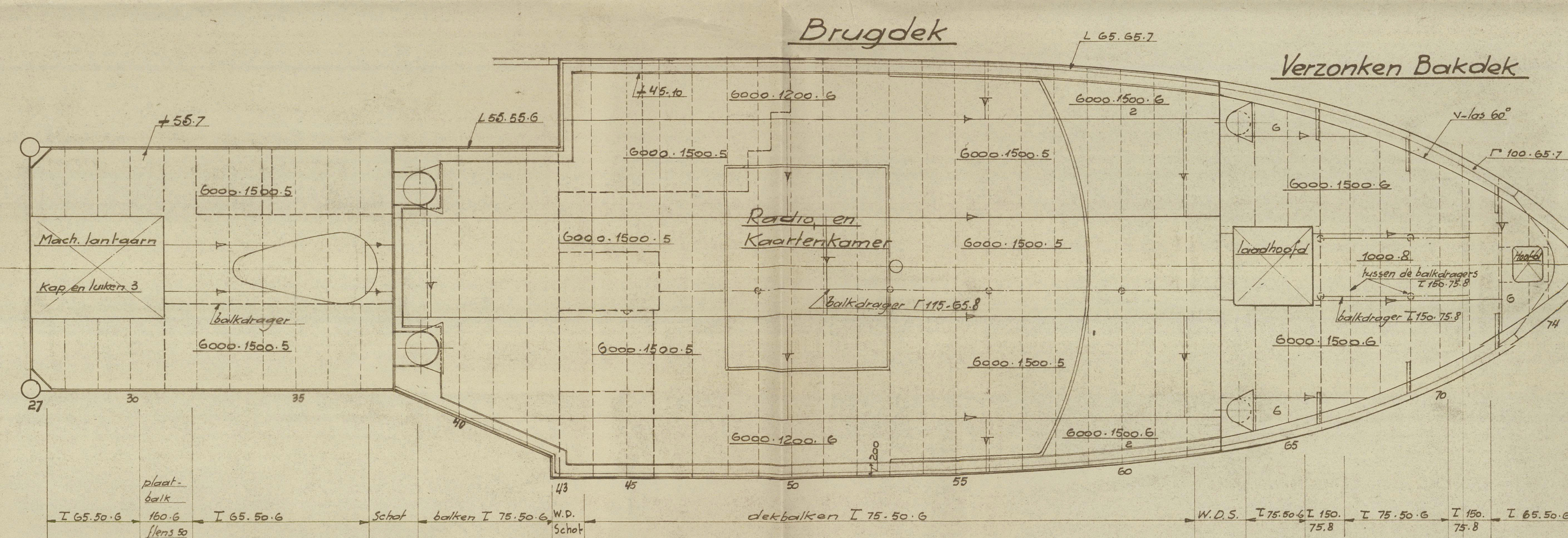


Hand-drawn technical drawing of a ship's hull cross-section, showing internal compartments, structural elements, and dimensions. The drawing is labeled with various parts like 'Ballastwasserbank', 'Zoowasserbank', 'Brattelstele of ballastbank', and 'Brattelstele of zoowasserbank'. It includes numerous dimensions and a scale bar at the bottom.



N.B. De afmetingen der Spanten zijn de minimum maten volgens Lloyds

originally approved plan  
signed C. 10-11-57



31-10.

biggenet Vig. Lloyds 17/9  
biggenet Vig. Damm. 16.11. 1/10

For service in the Indonesian Archipelago

## Hoofdafmetingen

Gemidd. diepg. maximaal (boven)  $1.98 \text{ M} = 6.54'$

Equipment Number

1/2 x 1/2 x 1/2 basket

1-2" Flexible Staaldraad (6x12) lang 82,5 M


Volgens Lloyd's 75 vadem 6" hennep of 2 1/4" staal draad

[illegible]



REC. RES. DEPT..  
ON

BEO \*  
Construction Plan



DS 633



© 2021

Lloyd's Register  
Foundation