

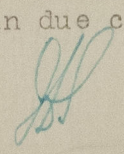
"SANTO" ex "MM.111"  
-----

IT IS SUBMITTED the Oslo Surveyors be informed that the plan has been examined.

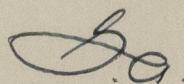
The generator switching arrangements shown on the schematic wiring diagram of the main switchboard cannot be understood. In connection with this diagram it might be pointed out that the common feed for the "windlass" and "boat" does not comply with ~~the~~ Section 3, Clause 10 of the Rules for Electrical Equipment which requires every outgoing circuit from the main switchboard to be provided with a fuse on each pole and double pole linked switch as a minimum. In addition the protection of the pilot lamp, earth lamp and voltmeter connecting wires does not comply with Section 3, Clause 3(e) which require all such connecting wires to be protected individually on each insulated pole.


As regards the general arrangement of the lighting, it is noted that the alternative supply to the navigation lights required by Section 4, Clause 13(d) is not provided.

The Surveyors should discuss the matter with the Builders with a view to obtaining an arrangement which accords with the Rules and arrange for a revised plan to be submitted for consideration in due course.

  
8th November, 1950.

Return 1 copy of plan (unstamped) for  
record purposes.  
Retain 1 copy of plan.



  
© 2021

Letter 11/11



Lloyd's Register  
Foundation

012246 - 012255 - 0048