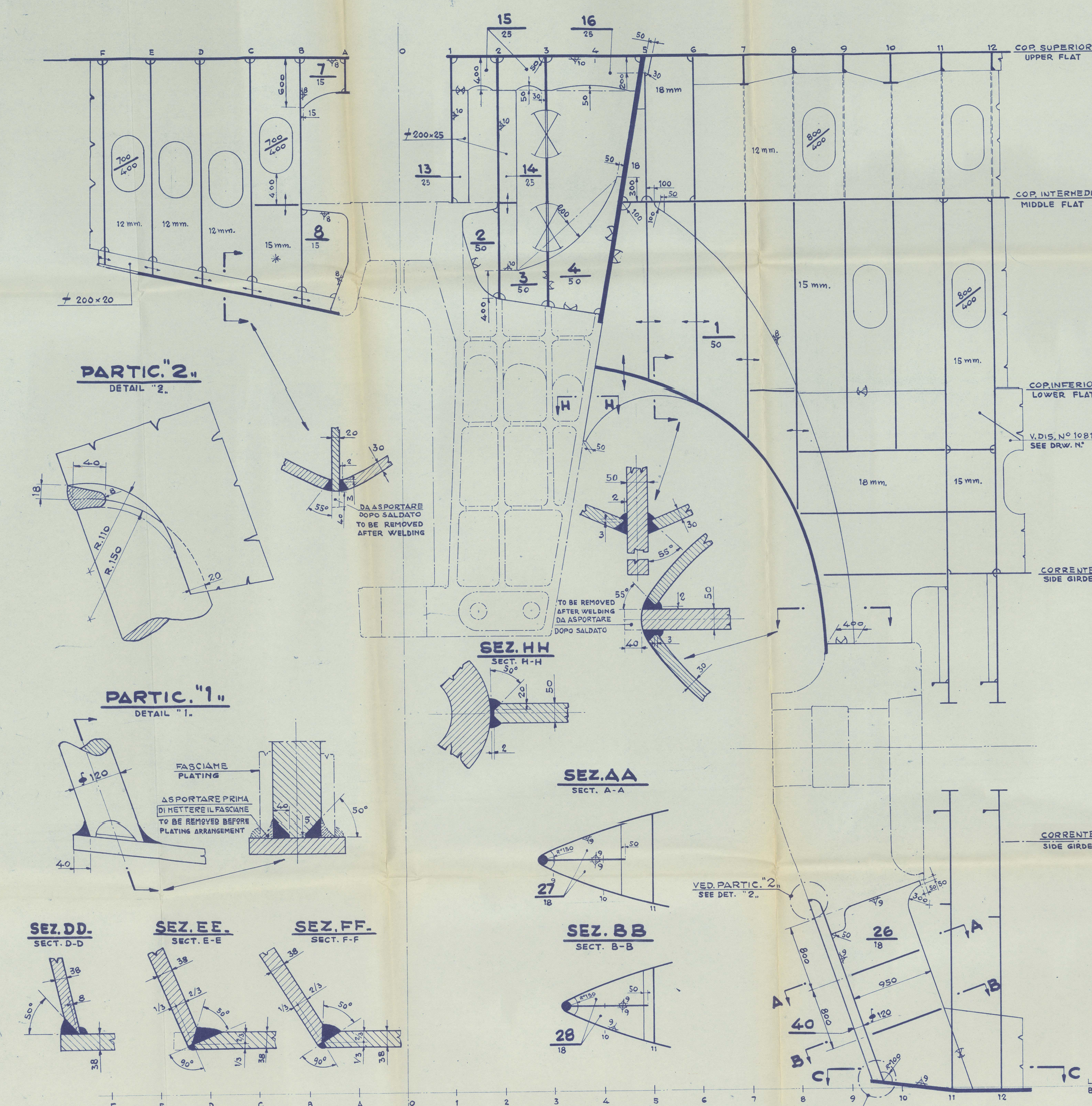
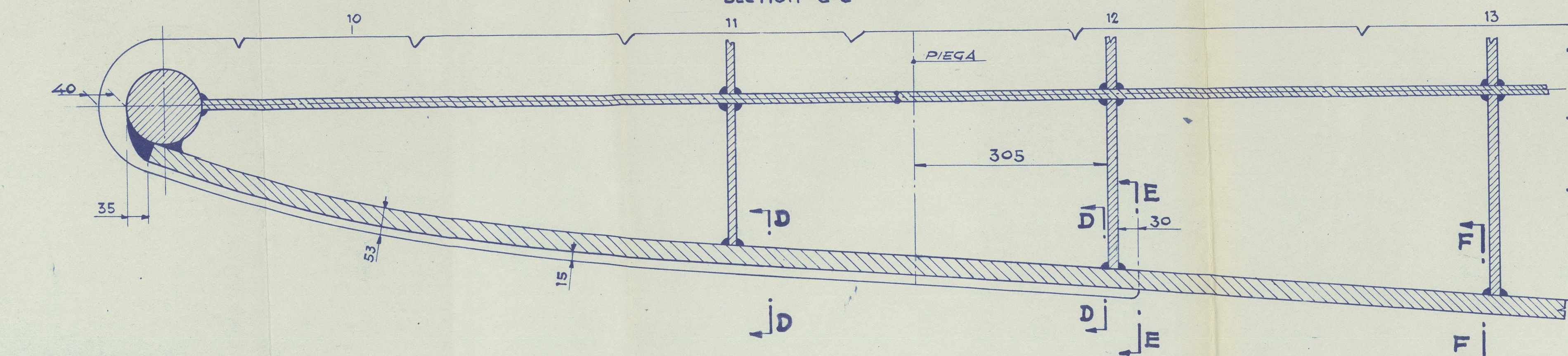


LONGITUDINAL SECTION AT CENTRE LINE



SEZIONE C.C.
SECTION: C-C



EXTERNAL VIEW

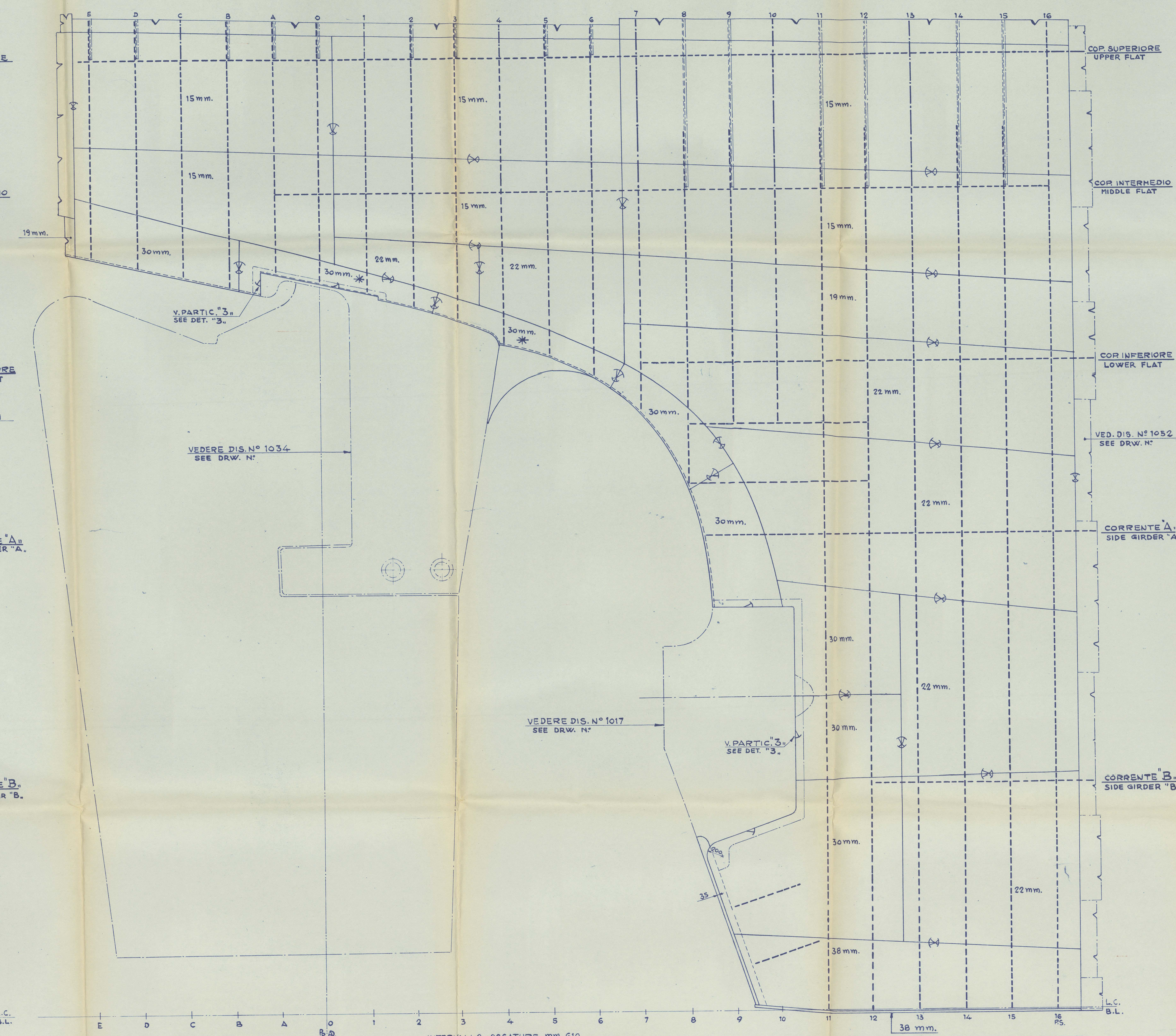
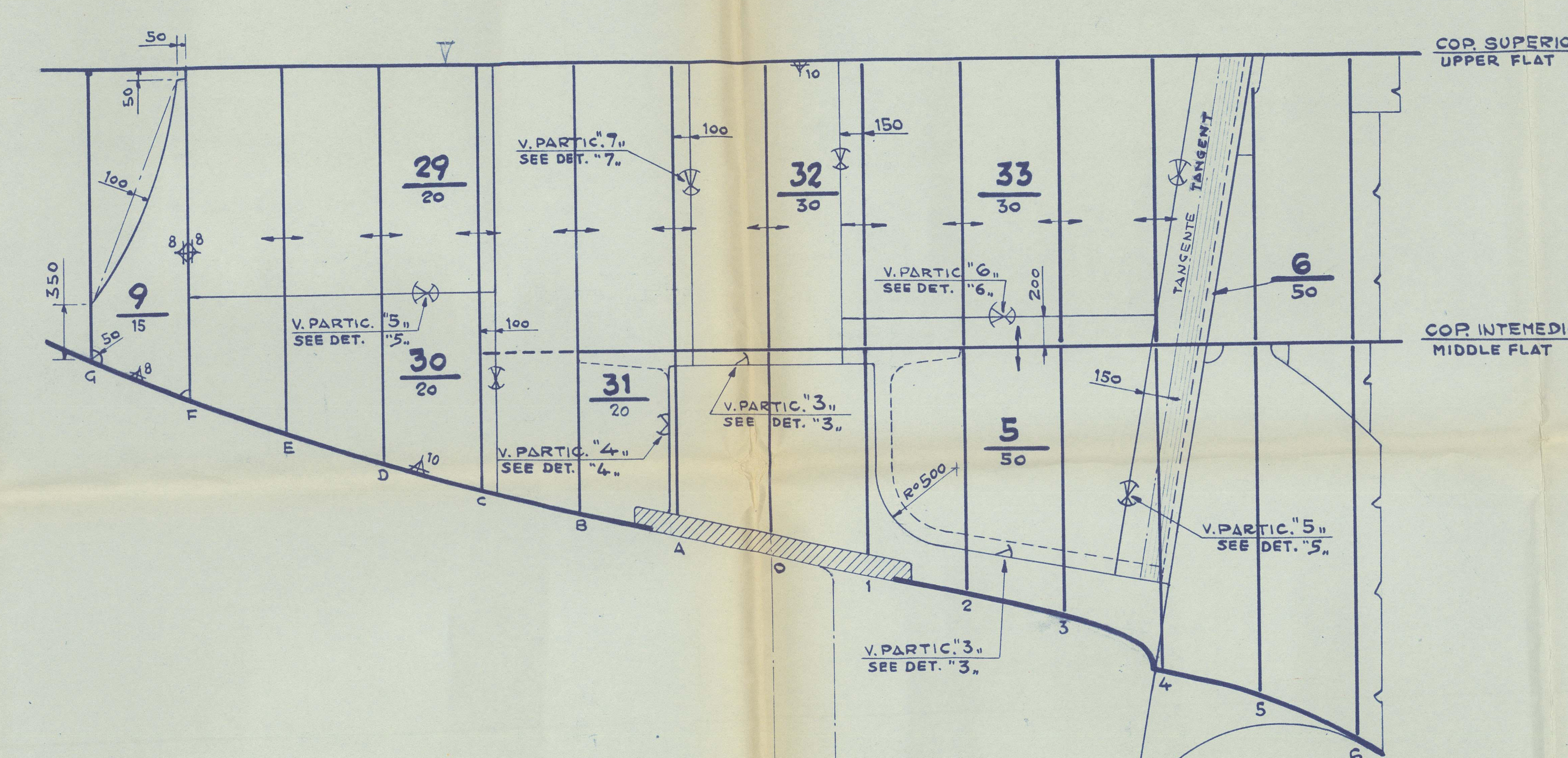


Figure 1: Detail of the joint between the upper and lower parts of the structure. The diagram shows a cross-section of a joint with a 50-degree angle and a 13.4mm dimension.

VISTA ESTERNA

विद्यया ऽमृतमश्नुते

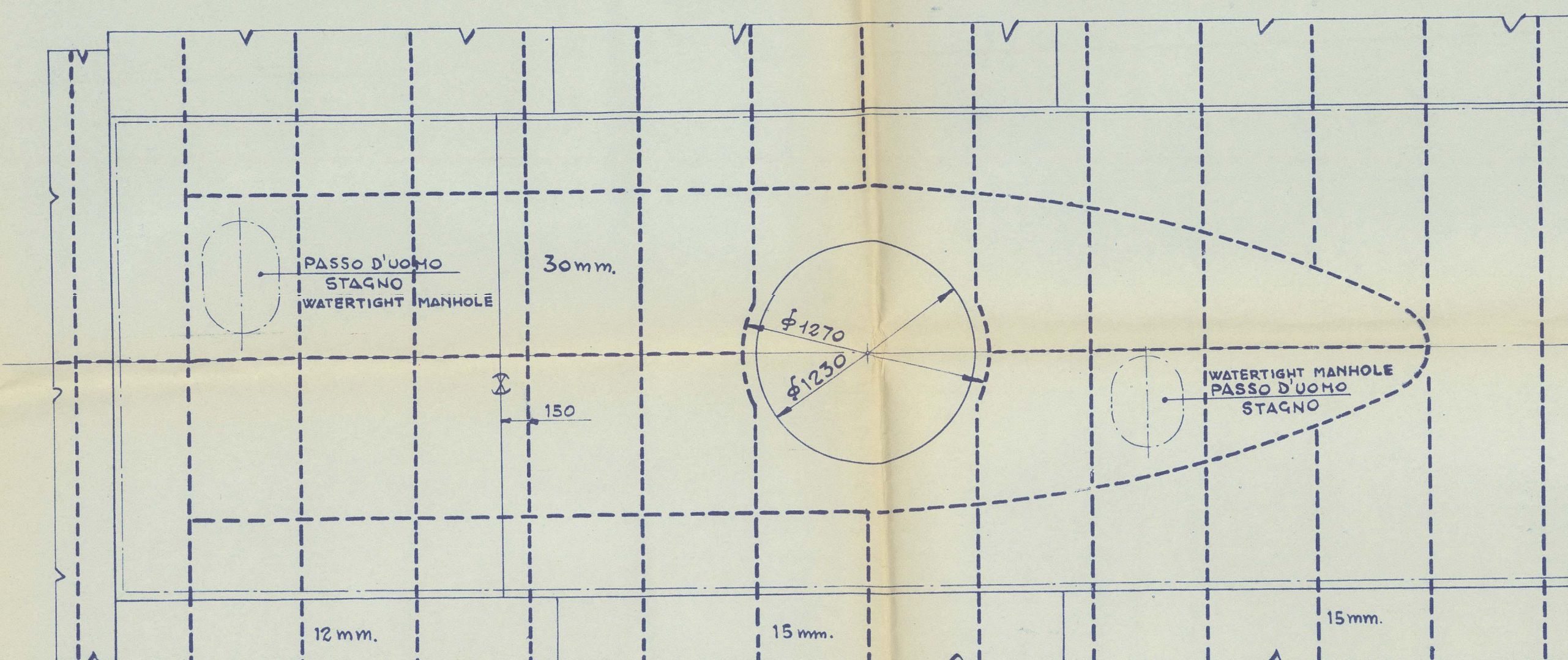
RUDDER POST PLATE
EXTERNAL VIEW



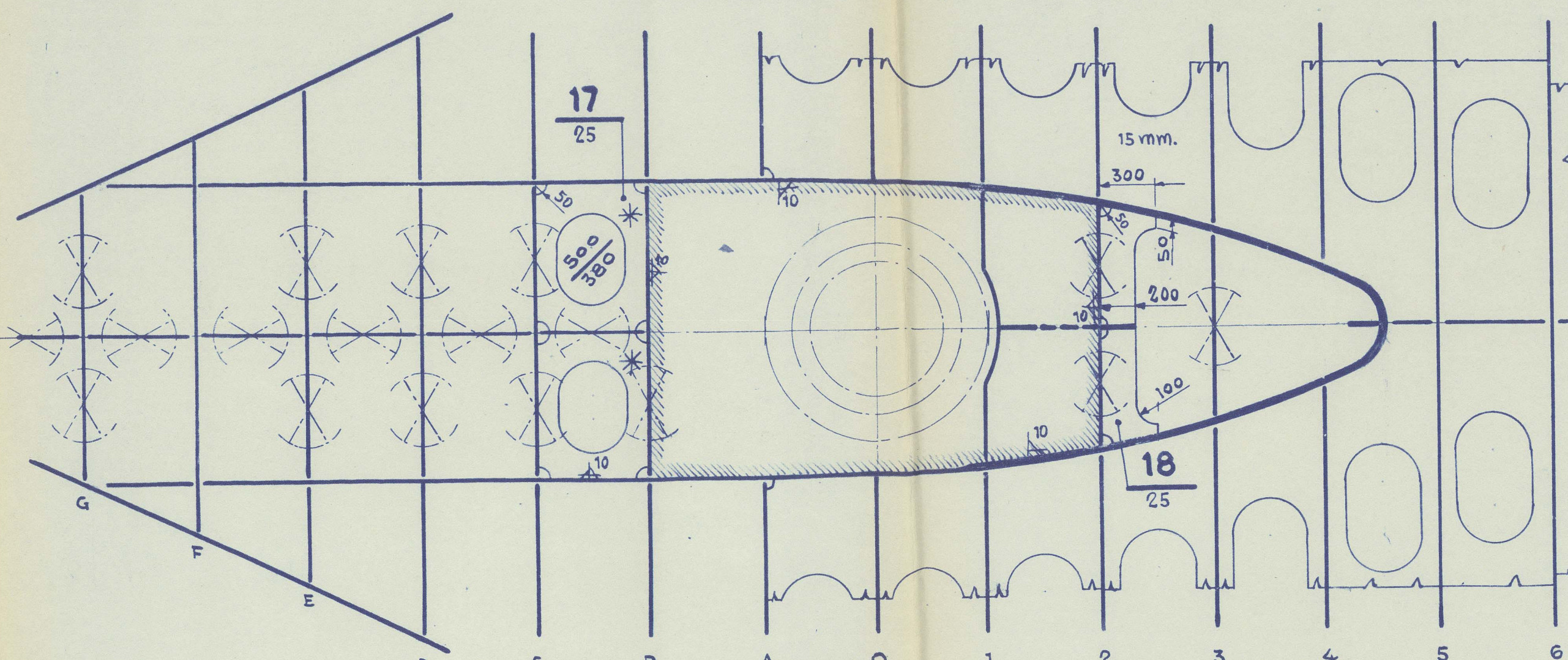
NB. LE PARTI SEGNATE * SONO DA FISSARE DOPO
AVER SISTEMATO IL FUSO.

THE PARTS MARKED * ARE TO BE LOCATED
AFTER CASTING ARRANGEMENT.

UPPER FLAT



MIDDLE FLAT



A hand-drawn sketch of a road layout. It shows a vertical road on the left with a section labeled "15 mpt." and a horizontal road intersecting it from the bottom. At the intersection, there is a circular feature labeled "700/400". To the right of the intersection, there is a horizontal road segment labeled "11/15". A double-headed arrow points from the intersection area towards the "11/15" section. At the bottom right, there is a section labeled "200".


15 mm.

10 mm.

Figure 1: A schematic diagram of a reinforced concrete slab. The slab is rectangular with a width of 15 mm and a thickness of 18 mm. It is supported by two columns. The distance between the columns is 6.50. The slab is reinforced with a top bar (labeled '2') and a bottom bar (labeled '2'). The top bar is located 15 mm from the top edge, and the bottom bar is located 18 mm from the bottom edge. The diagram also shows a cross-section of the slab with a top bar and a bottom bar, and a label '2' indicating the number of bars.

TUTTE LE SEZ. TRASY. SONO DISEGNATE
GUARDANDO A. -
ALL TRANVERSE SECTIONS ARE DRAWN SEEING ABAFT.

TUTTE LE LAMIERE SARANNO DI QUALITA'
TIPO "A".
ALL PLATES ARE TO BE OF GRADE "A".



APPROVATO DA LLOYD'S REGISTER IN DATA 10-10-96

 APPROVED BY LLOYD'S REGISTER ON OCTOBER 10TH 1962


This plan has been verified with the approved plans and includes any modifications and/or additions to the original approved arrangements made during construction which have been approved by the Commission in accordance with or by standards prescribed by this Commission.

MODIFICHE:	
MODIFIC. COME RICHIESTO DAL R.	d <i>Alghero</i>
RICHIESTO FORO D'ORNO SU MADIERE "B" RELO ITABNO	B <i>10</i>
MOD. COME RICHIEDUTO A BORDO DELLE COLETT. 1593-1594	

ANSALDO S.A.	
CANTIERI NAVALI	
GROSSETO - GROSSETO	
VIN. CANT. <input checked="" type="checkbox"/>	VINC. COSTA <input type="checkbox"/> N. ESPOSIZ.
DRITTO DI POPPA	
STERNFRAME	

Se Dio ti serve è meglio che tu ne programmi di questo disegno. Con Dio non si può fare a meno. E se non hai niente da fare con Dio, non hai niente da fare con la tua esistenza.

GENOA. F.E. RPT N° 29129



ANSALDO S.P.A. GENOA-SESTRI. YARD. N° 1595


'GIORDANO BRUNO'



STERN FRAME.

'AS BUILT.'

RECORDS DEPT.,
LONDON.



© 2021

Lloyd's Register
Foundation

012078-012088-0304