—YARD Nº 112. MIDSHIP SECTION. SCALE 1:25 & 1:50.—

PRINCIPAL DIMENSIONS.
LENGTH BETWEEN PERPENDICULARS . . . . . 450'-0" = 137.16 m
TO LENGTH FROM TRANS TO CRUISER STERN AT 2 DECK "MAIN REFERENCE" = 461'-0"
BREADTH MOULDED . . . . . 66'-0" = 20.116 m
DEPTH MOULDED TO UPPER DECK . . . . . 34'-8" = 10.516 m
HEIGHT OF POOP . . . . . 8'-0" = 2.438 m
HEIGHT OF BRIDGE AND FORECASTLE . . . . . 7'-8" = 2.286 m

CLASS: LLOYD'S ✠ 100 A 1 CARRYING PETROLEUM IN BULK.
LONGITUDINAL SYSTEM OF CONSTRUCTION. (EL WELD).

OWNERS EXTRA REQUIREMENTS ARE SHOWN IN BRACKETS [—].
SCANTLINGS TO BE INCREASED AT ENDS FOR SHEER WHERE NECESSARY.

SCANTLING NUMERALS:
FIRST LONGITUDINAL NUMERAL L'-0" = 410+345 15225
SECOND LONGITUDINAL NUMERAL L×(B+D)=450×(66+34.8)= 49225
PROPORTION 3/2 = 49/15 = ... 3.24

EQUIPMENT NO. = E.N.
L×(B+D) = 450×(66+34.8) = ... 49225
POOP . . . . . 7.5×9.2×2.0 = ... 276
BRIDGE . . . . . 7.5×32.5×1.5 = ... 339
FORECASTLE . . . . . 7.5×7.5×1.5 = ... 84
DECKHOUSE AND CASING ON POOP . . . . . 50×3.2×2.4 = ... 256
DECKHOUSE ON BRIDGE . . . . . 50×3.2×1.8 = ... 192
E.N. = 49.768

EQUIPMENT: LETTER W.T.
3 BOWER ANCHORS 2'-8" 21¾ CWTS. COLLECTIVE WEIGHT 232 CWTS (STOCKLESS ANCHORS).
1 STREAM ANCHOR 23½ CWTS. EXCL. STOCK.
300 FATHOMS 2¾" STUD LINK CHAIN CABLE (UNA WEIGHT 960 CWTS.
(TOYCO CHAIN 2¾" (1¼" - 2¾"))
120 FATHOMS 1¾" CHAIN CABLE OR 4¾" STEEL WIRE ROPE (6×24 TYPE FLEX) FOR STREAM ANCHOR.
150 FATHOMS 5¾" STEEL WIRE ROPE (6×24 TYPE FLEX) SUR. TOW LINE
2×100 FATHOMS 8" HEMP OR 2¾" STEEL WIRE ROPE (6×19 FLEX) FOR HAWSERS.
2×100 FATHOMS 8" HEMP OR 2¾" STEEL WIRE ROPE (6×19 TYPE FLEX) FOR WARPS.

BRIDGE DECK.
STRINGER PLATE . . . . . 1800×16⅞
DECK PLATING 14⅞
DECK LONGITUDINALS 5"×3"×11 ⊏
DECK TRANSVERSES SPACED 30⅞ ABOUT C. TO C.

UPPERDECK.
STRINGER PLATE 1498×15 FOR ¾L AMIDSHIP TO 1040×11 AT ENDS.
STRINGER PLATES AT BRIDGE ENDS AND POOP FRONT 30⅞.
BEAMS UNDER TRUNKS AT ENDS . . . . . 9⅞.
DECK LONGITUDINALS IN CENTRE TANKS 7"×3½"×44 ⊏
DECK LONGITUDINALS IN SIDE TANKS 7"×3½"×40 ⊏

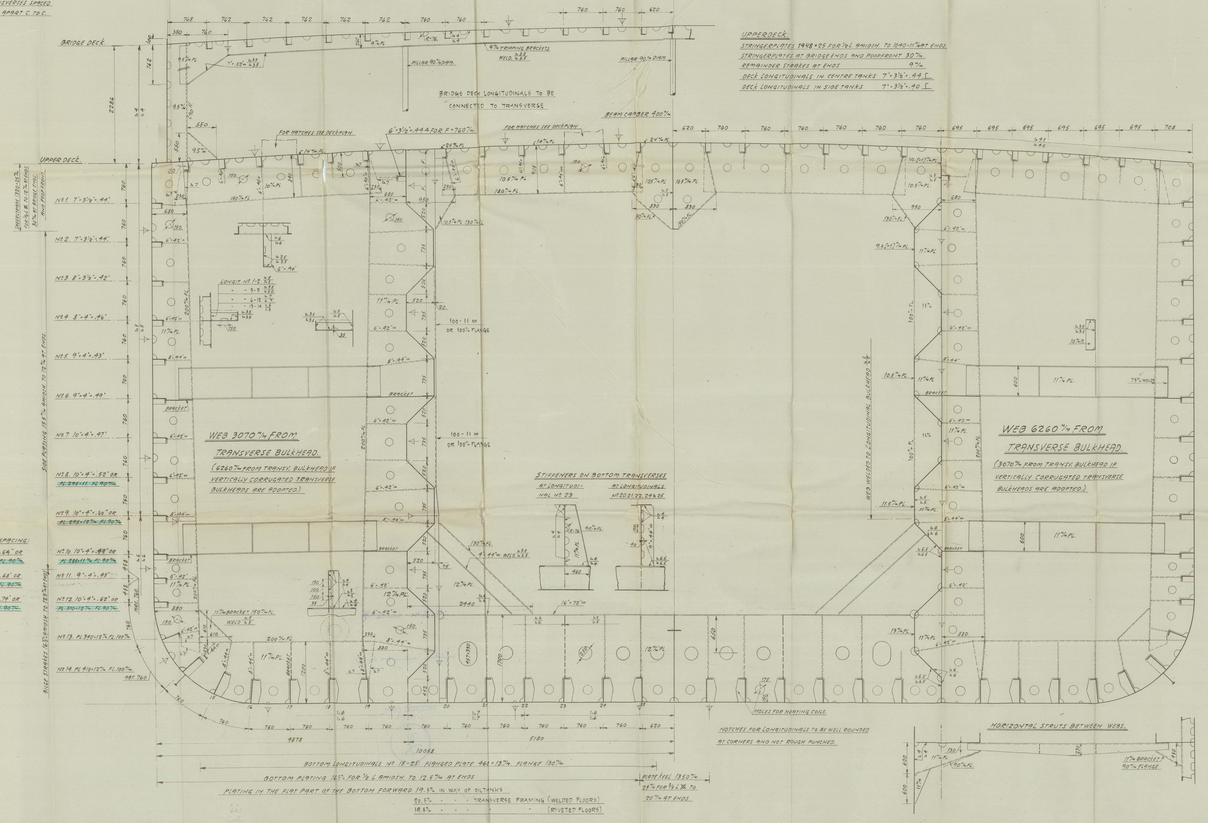

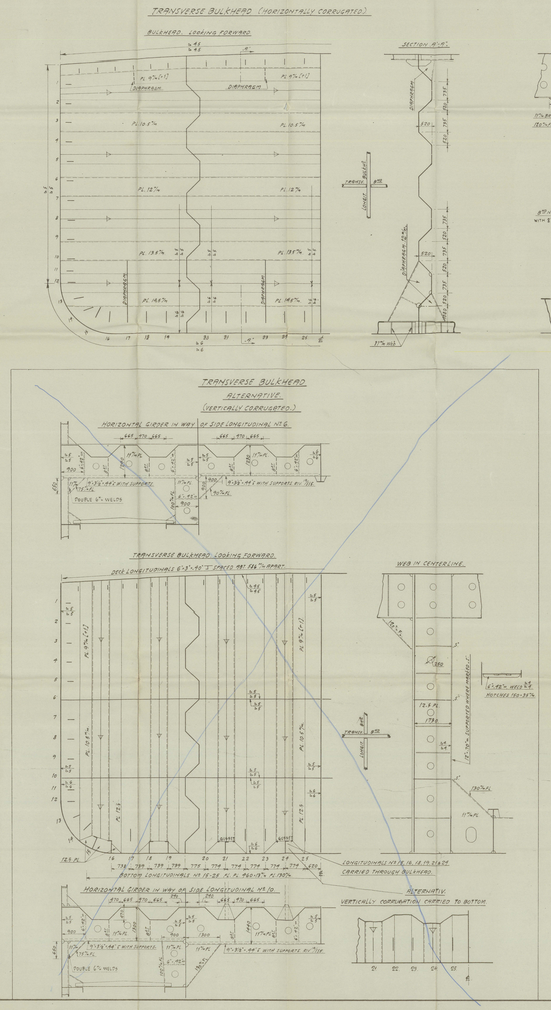

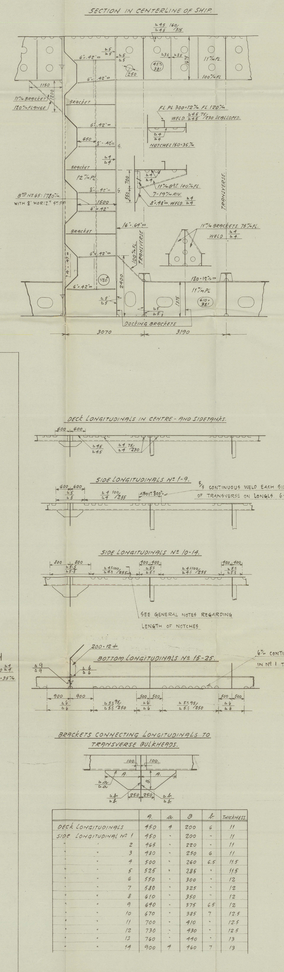

GENERAL NOTES FOR WELDING.
DEPTH OF NOTCHES NOT TO EXCEED 25⅞ OF DEPTH OF SECTION, MAX DEPTH 76⅞
LENGTH OF NOTCHES NOT TO EXCEED 150⅞
LENGTH OF LUG BETWEEN NOTCHES NOT TO BE LESS THAN 76⅞.
BACK WELD TO BE APPLIED TO ALL BUTTS IN TWEEN DECK AND BULKHEADS.

ALL DIMENSIONS OF WELDS ARE THROAT THICKNESSES.

DETAIL OF BUTT WELD.

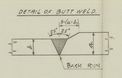

	a	b	B	L	THICKNESS
DECK LONGITUDINALS	450	4	200	6	11
SIDE LONGITUDINAL NO 1	450	-	200	-	11
" " 2	448	-	200	-	11
" " 3	440	-	250	6	11
" " 4	500	-	260	6.5	11.5
" " 5	555	-	285	-	11.5
" " 6	570	-	300	-	12
" " 7	590	-	325	-	12
" " 8	610	-	350	-	12
" " 9	630	-	375	6.5	12
" " 10	670	-	385	-	12.5
" " 11	700	-	410	-	12.5
" " 12	730	-	430	-	12.5
" " 13	760	-	450	-	13
" " 14	800	4	460	7	13

HMHAX
"EXT CHARLOTTE MERSK"
Owners yard No. 112
Copenhagen 1 only signed
MS.
Welding Section as (...)

DOBNIE STRANNIGHAFF &
BY
112
1
12/6/50
To 3-48
MIDSHIP SECTION

CORRECTED BY LLOYD'S APPROVED PLAN 18-6-48 NO
AND IN ACCORDANCE WITH THE BUILD SKIP. 3-11-50 NO
(LISD 36 (1950-50))

© 2021 Lloyd's Register Foundation

'Charlotte Maersk'

midship section (as built)

RECORDS DEPT.
LONDON

2

© 2021
Lloyd's Register Foundation

012036-012041-0097