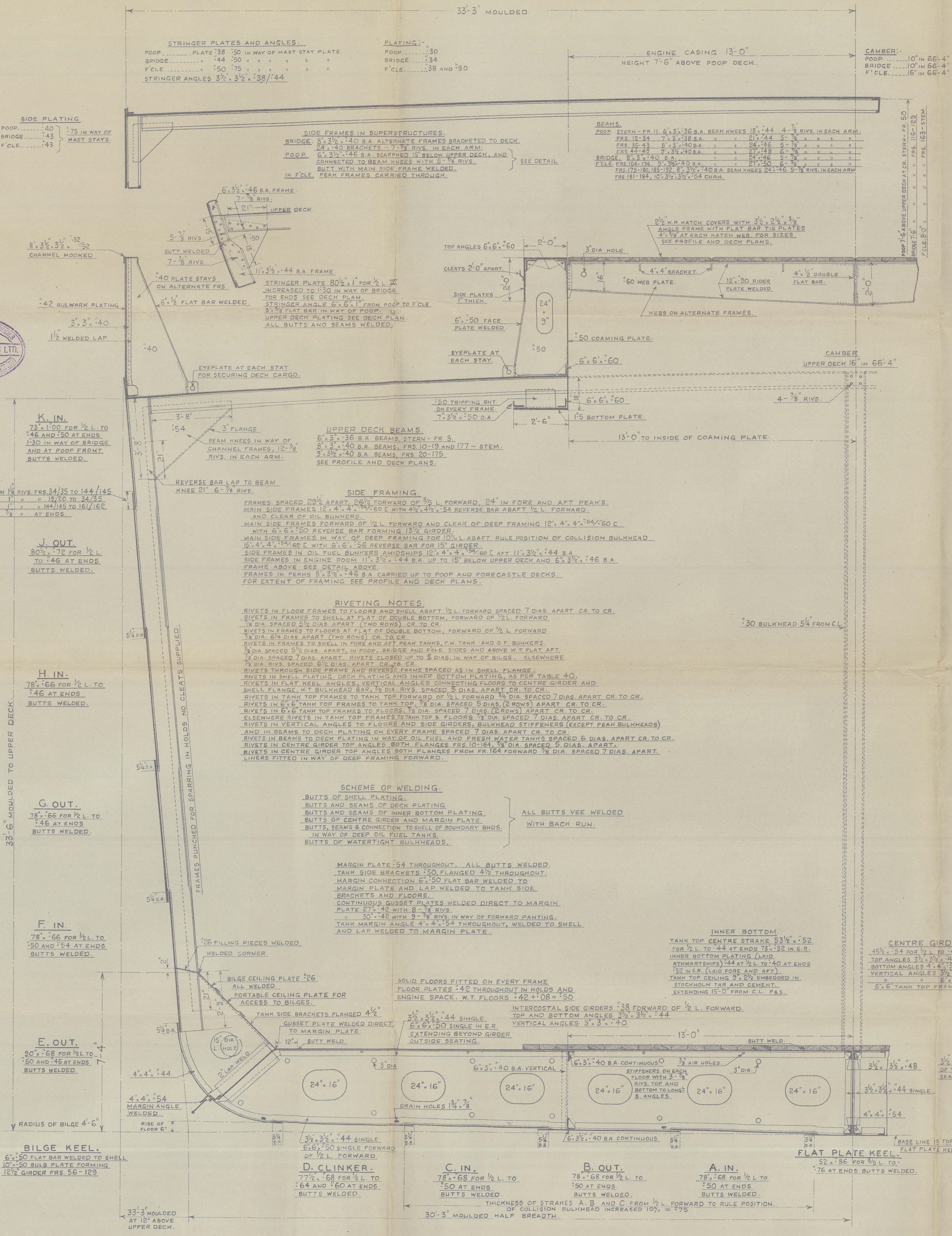


Hydro



S.S. "EMPIRE VICEROY"

MIDSHIP SECTION. [AS FITTED.]

SCALE 1/2 INCH = ONE FOOT.

MOULDED DIMENSIONS:- 445'-0" B.P. x { 66'-6" at 12" ABOVE UPPER DECK. } x 33'-6" MOULDED TO UPPER DECK.
60'-6" at BASE LINE MOULDED.

THE SCANTLINGS OF ANGLE, BULB ANGLE AND CHANNEL SECTIONS ON THIS PLAN ARE N.S.B.

LLOYD'S NUMERALS.

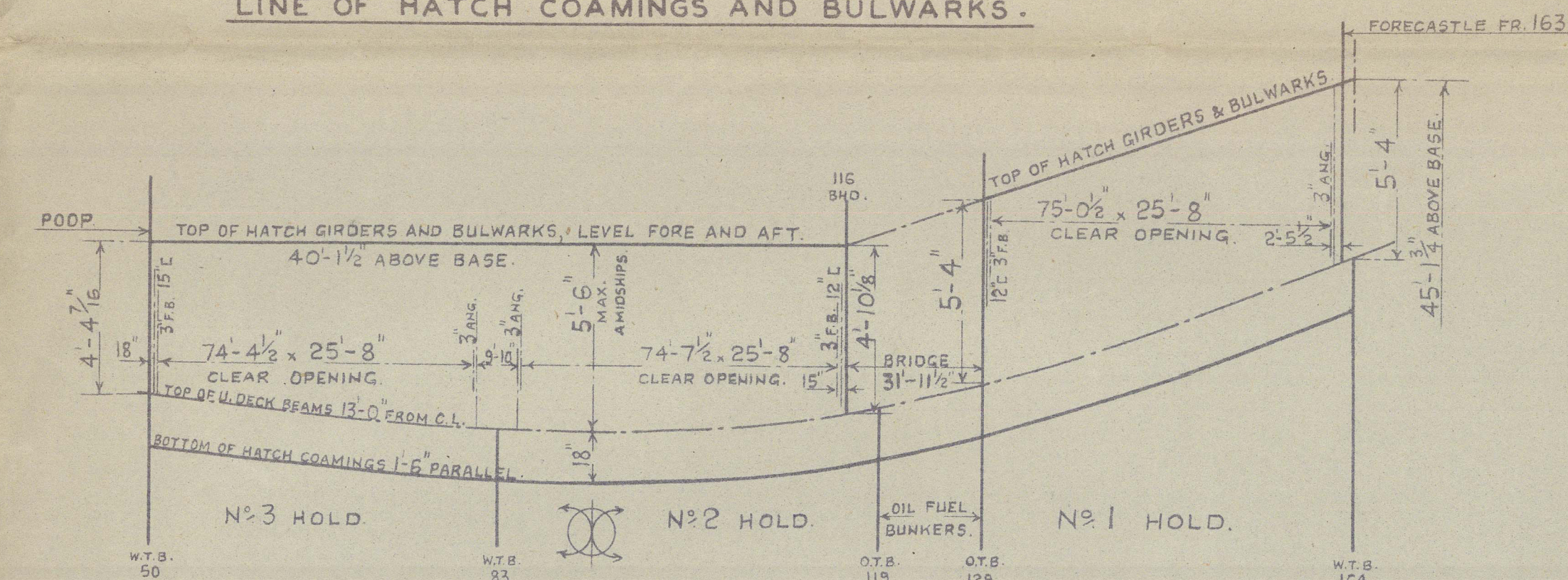
FIRST LONGITUDINAL NUMBER L.D.	= 445 - 33.5	= 14,907.5
SECOND LONGITUDINAL NUMBER L.(B+D)	= 445 - (63.42 + 33.5)	= 43,129.4
L/D TO UPPER DECK	= 445 - 33.5	= 13.28
D MOULDED DEPTH	= 33.5	= 33.5
B (MEAN) + D	= 66.34	= 96.92
BREADTH AT DECK	= 66.34	= 63.42
BREADTH AT BASE LINE	= 60.50	= 60.50
FRAMING & AMIDSHIPS	= 29.7	= 16.50
FRAMING IN ENGINE SPACE	= 16.50	= 16.50
EQUIPMENT NUMBER		
SECOND LONGITUDINAL NUMBER	= 43,129.4	
POOP	= 116.92 x 7.5 x .75	= 657.7
BRIDGE	= 31.96 x 7.5 x .75	= 179.5
FORECASTLE	= 55.04 x 8.0 x .75	= 330.2
HOUSES AMIDSHIPS	= 16.0 x 22.5 x .50	= 180.0
HOUSES AFT	= 88.2 x 7.5 x .50	= 330.8
TRUNKWAY	= 241.1 x 5.25 x .50	= 632.9
		= 45,440.8

EQUIPMENT (LETTER C)

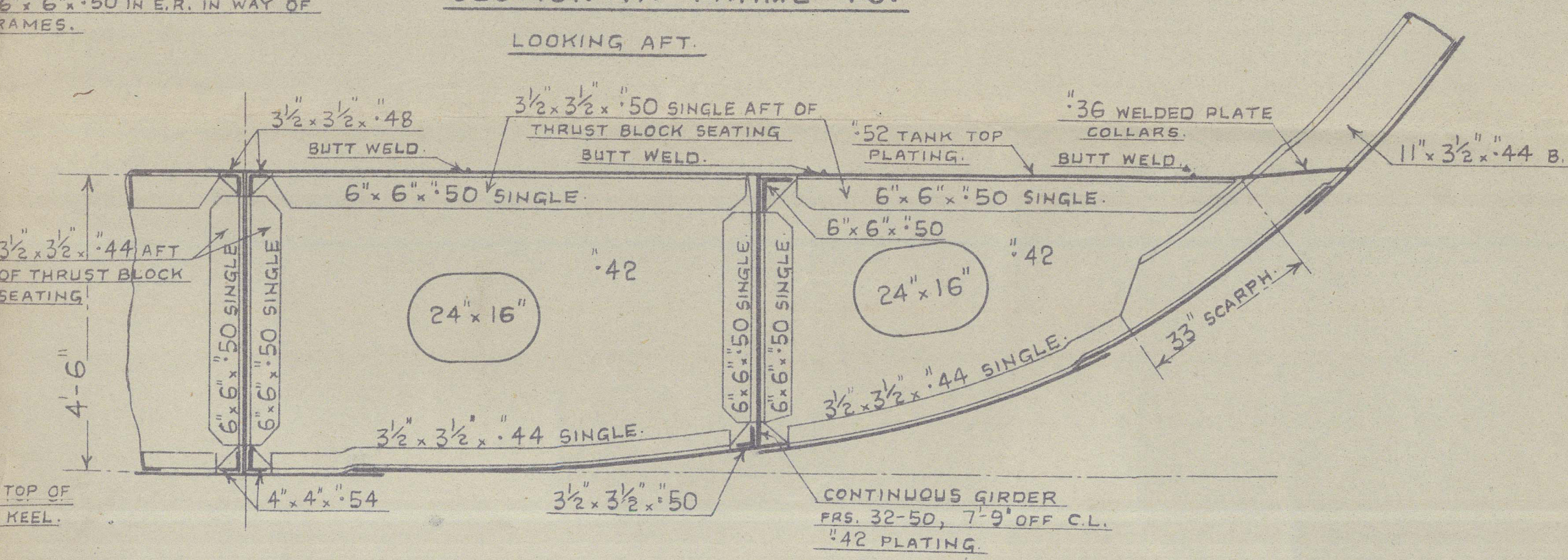
2 BOWER ANCHORS 77 CWT'S EACH STOCKLESS	
1 BOWER ANCHOR 65 1/2 CWT'S DISPENSED WITH AS A WAR MEASURE.	
1 STREAM ANCHOR 22 CWT'S EX STOCK	
240 FATHOMS 2 1/2 STD CHAIN CABLE 7 1/2 CWT'S (RULE 300 FATHOMS)	
120 FATHOMS 5 FLEXIBLE STEEL WIRE 5/8"	
130 FATHOMS 5 1/2 STEEL WIRE TOWLINE 7/8"	
2 HAWERS 100 FATHOMS EACH 2 3/4 FLEXIBLE STEEL WIRE 5/8"	
2 WARPS 100 FATHOMS EACH 2 3/4 FLEXIBLE STEEL WIRE 5/8"	


EQUIPMENT IN ACCORDANCE WITH WAR REQUIREMENT.

LINE OF HATCH COAMINGS AND BULKHEADS.




SECTION AT FRAME 40.



"Empire Viceroy" 
midship section
as fitted

EMPIRE VICEROY
BRW REPORT 2954
RECORDS DEPT.:
LONDON



VICKERS ARMSTONGS BRW



© 2021

Lloyd's Register
Foundation

012019-012026-0185