

## Lloyd's Register of Shipping.

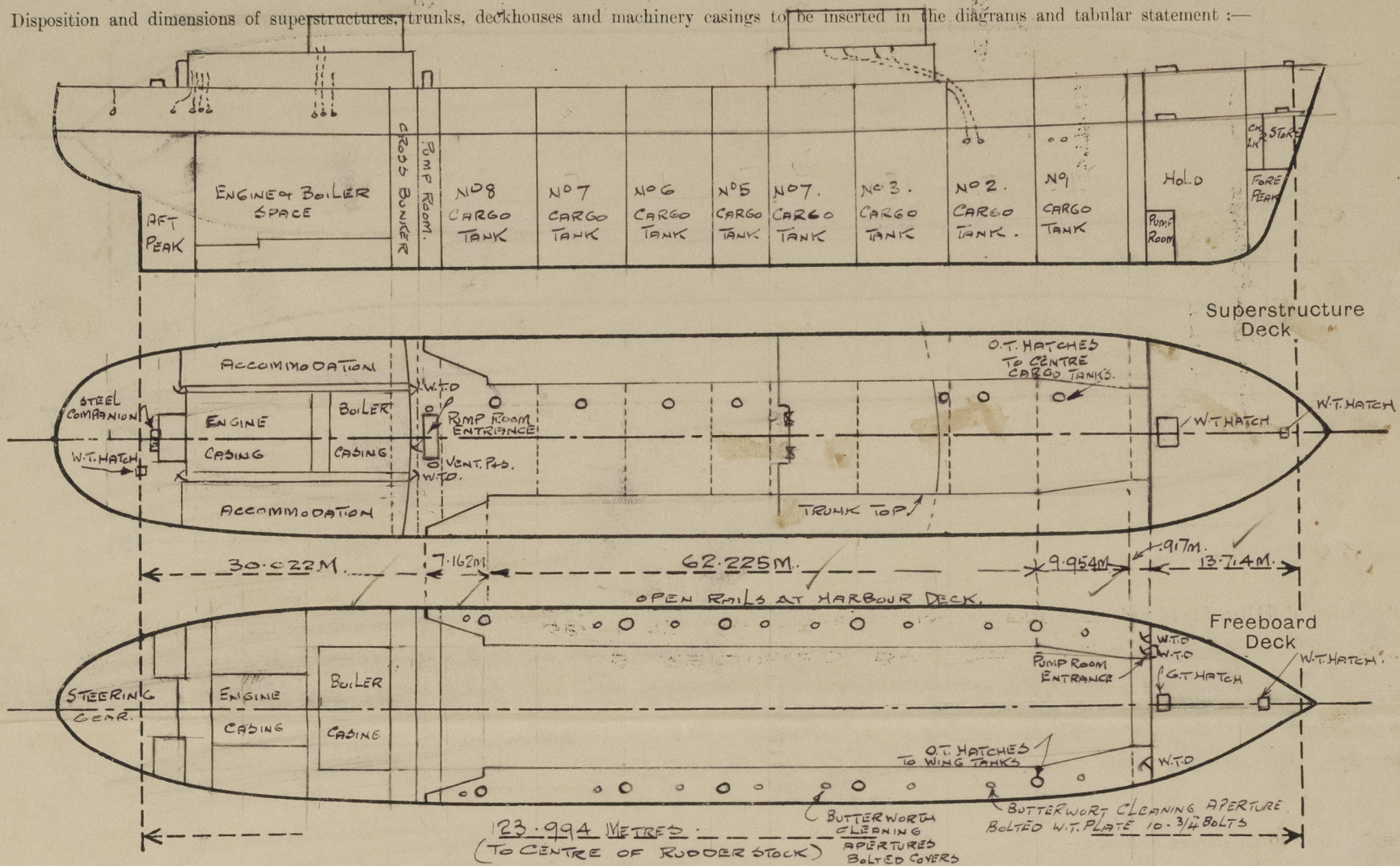
## SURVEYS FOR FREEBOARD.

(CONDITIONS OF ASSIGNMENT.)

MDB. RPT. NO. 19396.

Ship's Name SHELL MANAURE "GENOTA" Port of Survey MIDDLESBROUGH  
Official Number                      Surveyor's Signature J.D. Rufus  
Nationality and Port of Registry NETHERLANDS, WILLEMSTAD Date of Survey Whilst Building

Disposition and dimensions of superstructures, trunks, deckhouses and machinery casings to be inserted in the diagrams and tabular statement :-



Particulars of Superstructures, Trunks, Casings, Deckhouses.

	Coaming	Plating	Stiffeners	Spacing	End Attachments of Stiffeners	Size of Openings	Height of Sills	Height of Casings
Poop Bulkhead (SHARPING TRUNK)	—	44	54A 9x3 1/2 x 38 BA	2-6	BRACKETED	NONE	—	4-6
Raised Quarter Deck Bulkhead ...	—			—				
Bridge, After Bulkhead ...	—			—				
Bridge, Forward Bulkhead ...	—			—				
Forecastle Bulkhead ...	—	30	4" x 30 FLATS	2-6	BRACKETED TOP & BOTTOM	1 PL 5 4-8" x 2-3 + PL 4-8" x 2-0 (ENT TO PUMP RM)	23 24	4-6
Trunk, Aft ...	—	60	7 x 3 1/2 x 40 OR WELDED T.T.P. (F+A)	2-6	BRACKETED	—	—	4-6
Trunk, Forward ...	—							
Exposed Machinery Casings on Freeboard or Raised Quarter Decks ...	—							
Exposed Machinery Casings on Superstructure Decks ...	—							
Machinery Casings within Superstructures not fitted with Class I Closing Appliances ...	—							
Deckhouses on Flush Deck Ships ...	—							

Particulars of Closing Appliances (state if capable of being manipulated from both sides).


Poop Bulkhead ...	—
Raised Quarter Deck Bulkhead ...	—
Bridge, After Bulkhead ...	—
Bridge, Forward Bulkhead ...	—
Forecastle Bulkhead ...	—
Exposed Machinery Casings on Freeboard or Raised Quarter Decks ...	—
Exposed Machinery Casings on Superstructure Decks ...	—
Machinery Casings within Superstructures not fitted with Class I Closing Appliances ...	—
Deckhouses on Flush Deck Ships ...	—

*Flushed watertight steel doors manipulated from both sides* ✓

011834-011843-0034 1/2



The following diagrams should be used to indicate the positions of cargo and coaling hatchways, gangway, cargo and coaling ports, ventilators, companionways, etc., which would affect the seaworthiness of the ship :—



Particulars of fiddley, funnel and ventilator coamings, engine room skylight and other openings in machinery casing tops and their means of closing:—

Fiddley openings: 5'6" x 2'6" with 6" coamings hinged steel covers permanently attached on casing top. Tongue from skylight of steel construction on casing top at boat deck, hinged steel flaps permanently attached fitted with fixed bulls' eyes.

Ventilators to engine + boiler spaces of strong steel construction on casing tops.

Funnel of strong steel construction efficiently stayed.

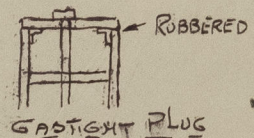
Particulars of Flush Bunker Scuttles :—

Particulars of Companionways:— Pump Room Entrance on trunk deck, 4'6" high, 30 plating, 4" x 3 x 36 stiffeners at fore end & sides, 3 x 3 x 36 at after end. Steel W.T. door, manipulated from both sides, steel sill 18" high Pump Room Entrance forward thro' Forecastle front, W.T. steel door, manipulated from both sides, steel sill 24" high Steel companionway at after end of Fore House, 25 plating with 3 1/2" x 5 x 25 stiffeners, strong wood door manipulated from both sides, steel sill 18" high Entrances at after end of Fore House, 2, 3, strong wood doors manipulated from both sides, steel sill 18" high Entrances at fore end of " " W.T. steel doors manipulated from both sides steel sill 18" high.

Particulars of Ventilators in exposed positions on freeboard and superstructure decks:—

No ventilators on exposed foreboard deck.  
Trunk Deck: 2 @ 2" Dia to Pump Room aft. over 36" high. so thick coaming's, stayed to Pump Room side  
Forecastle Deck:  
4 @ 10" Dia Coaming's 36" high . 32 thick fitted with gas tight plugs.  
1 @ 8" Dia " 36 " 30 " "  
2 @ 12" Dia to fwd pump room coaming's 36" high. 36 thick fitted with gas tight plugs.

Poor Deck :- 128" Dia coaming 36" high 30 thick ✓  
H 26" .. Goose neck vents 36" high of strong construction



closing appliances: - Wood Plugs & Canvas covers - Wood Plugs to Goose Necks.

Particulars of Air Pipes in exposed positions on freeboard, raised quarter, or superstructure decks:—

Freeboard Deck = 4' off 6" Dia. to ballast tanks 2'-0" high stayed to trunk.

Poop Deck. 2 1/2" to 3" Dia 18" high to mouth ✓

Trunk Deck 22 5" Dia to c/p 18" high to mouth.

Forecastle Deck 1 @ 6" Dia to Fore Peak 36" high.

Closing appliances: Wood Plugs to air pipes from water tanks  
Gauge & canvas hoods to air pipes from oil fuel tanks.

5- DEC 1951

Particulars of Gangway Cargo and Coaling Ports :—

hone

Particulars of Scuppers and Sanitary Discharge Pipes :—

Disch. Port 1  $\varnothing$  2" Dia 2  $\varnothing$  4" Dia 2  $\varnothing$  3" Dia. } Discharges above Freeboard Deck  
Starboard 2  $\varnothing$  3" Dia 1  $\varnothing$  4" " 1  $\varnothing$  2" "

Amidships

Port Side - 126" Dia 124" Dia } Discharges about 12" above L.W.L. in ballast tanks  
Starboard Side - 126" " 124" "

all discharges are from spaces above Freeboard Deck.

Storm Valves brass bodies & weighted check valves.

SCUPPERS

SCUPPERS  
 Freeboard Deck. - 4 Pw. 4"x2" apertures in Gunwale angle.  
 Roof Deck. - 1 Pw. 3" Dia gal pipe discharging through shell above upper deck.  
 Roof Space. - 2 Pw. 2 1/2" common discharge in L.B. space with loaded deck. 1 D 1 1/2 Pw. from Refrig. space discharge in S.B. space.

Particulars of Side Scuttles :—

Side Scuttles:—  
Poop Space 3 P.D. 10" Dia - Brass frames & permanently attached brass deadlights

Vertical distance of Sill of lowest Side Scuttle above top of keel..... *29-6*

Particulars of Guard Rails:— Three rail stanchions fitted ~~at~~ fore & aft at Forecastle Deck, Poop Deck, Trunk Deck & Freeboard Deck - Stanchions 3"x1" Plats, portable, 2 bolts at heel, 3'-6" high Rails - Top 1 3/8" Dia tube, lower rails 1/8" Dia rod.

Particulars of Gangways, Lifelines, etc. :-


Trunk top forms an efficient permanent gangway all fore & aft.  
sides protected by 3 rail stanchions.

Particulars of Freeing Arrangements.						
	Length of Bulwark	Height of Bulwark	Size of Freeing Ports	Number each side	Area each side	Rule area each side
After Well ... ..		Open Rails ✓				
Forward Well ... ..						

State position of each freeing port ... .. { After Well :—  
(F. and A. position and height above deck edge) { Forward Well :—

State whether the freeing ports are fitted with shutters, bars, or rails, and give particulars of such :—

Additional area where sheer is less than standard.



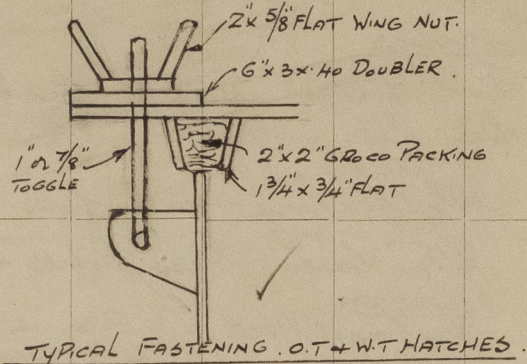
© 2021  
Lloyd's Register  
Foundation

011834-011843-003422



PARTICULARS OF PROTECTION TO OPENINGS, ETC.

HATCHWAYS ON FREEBOARD AND SUPERSTRUCTURE DECKS.										
Description of Hatchway	...	...	OFF TO CARGO TANKS	TO FOREHOLD	TO STORE IN FORECASTLE	OFF TO CARGO TANKS	OFF TO COFFERDAM	TO FOREHOLD	OFF CROSS BUNKER	STORE HATCH
Dimensions of Hatchway	...	...	4'-0" DIA.	6'-9" x 6'-9"	2'-0" x 2'-0"	4'-0" DIA.	W.T.M. 18" x 12"	8'-0" x 8'-0"	O.T.M. 23 1/4" x 18"	2'-3" x 2'-3"
COAMINGS	Height above Deck	...	46"	8"	6"	10 3/4"	6" ANGLE	2'-6"	6" ANGLE	6" ANGLE
	Thickness	{ Sides	.40	.36	.37	.75	.37	.44	.37	.37
		{ Ends		.36	.37			.44		
	Stiffeners	...	4 BAYS							
	Brackets, Stays	...	15" HIGH							
HATCH BEAMS	Number	...								
	Spacing	...								
	Scantling and Sketch	...								
	Bearing Surface	...								
FORE AND AFTERS	Number	...								
	Spacing	...								
	Unsupported Lengths	...								
	Scantling* and Sketch	...								
	Bearing Surface	...								
HATCH COVERS	Material	...	STEEL	STEEL	STEEL	STEEL	STEEL	STEEL	STEEL	STEEL
	Thickness	...	.40	.30	.30	.40	.40	.44	.40	.40
	How fitted	...	ONE PIECE	ONE PIECE	ONE PIECE	ONE PIECE	ONE PIECE	ONE PIECE	ONE PIECE	ONE PIECE
	Bearing Surface	...	O.T. HINGED	W.T. HINGED	W.T. HINGED	O.T. HINGED	BOLTED	W.T. HINGED	BOLTED	HINGED W.T.
			8 TOGGLES	10 TOGGLES	6 TOGGLES	8 TOGGLES	3 1/4 BOLTS AT 33 1/4 CENTRES	10 TOGGLES	3 1/4 BOLTS AT 33 1/4 CENTRES	6 TOGGLES
Spacing of Cleats	...	...		6" x 3" x 28 B.A. STIFFENERS						
Number of Tarpaulins	...	...								
*Are wood fore and afters steel shod at all bearing surfaces?										
Are battens and wedges efficient and in good condition?										
Are tarpaulins in good condition and in accordance with rule requirements?										
Are lashings provided in accordance with rule requirements?										



Particulars of any special features:—