


1/2 Brackets increased & flanged on
face to reduce span
See detail plan to be submitted

Nos. 1032 & 1034.
PROFILE AND DECK PLANS.
DIMENSIONS—LENGTH 210-0.8 P. 34-0-16-6"
1/8"=1 FOOT.
ISHERWOOD SYSTEM PATENT.

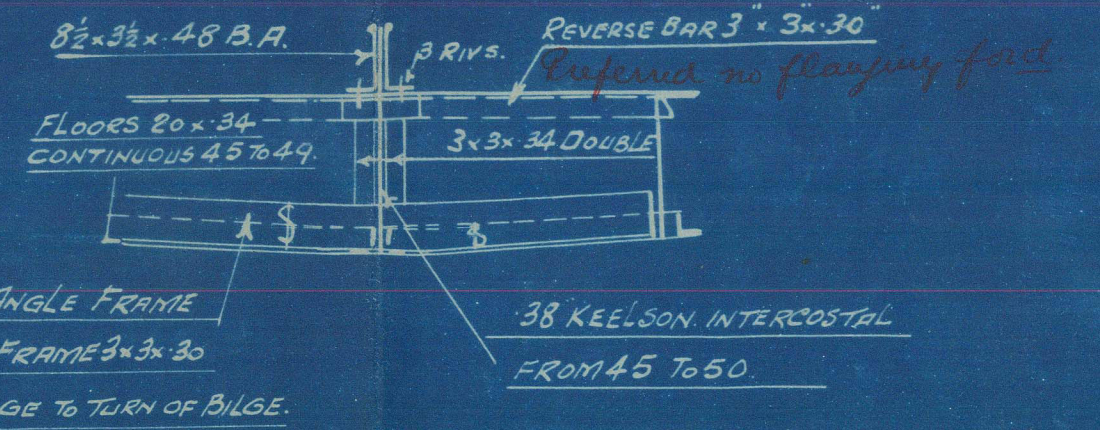
PILLAGING THROUGHOUT TO SURVEYORS SATISFACTION.

SEE PLAN OF FORE END.


SIDE KEELSON IN FORE HOLD.
FRAMES 43 TO 50.



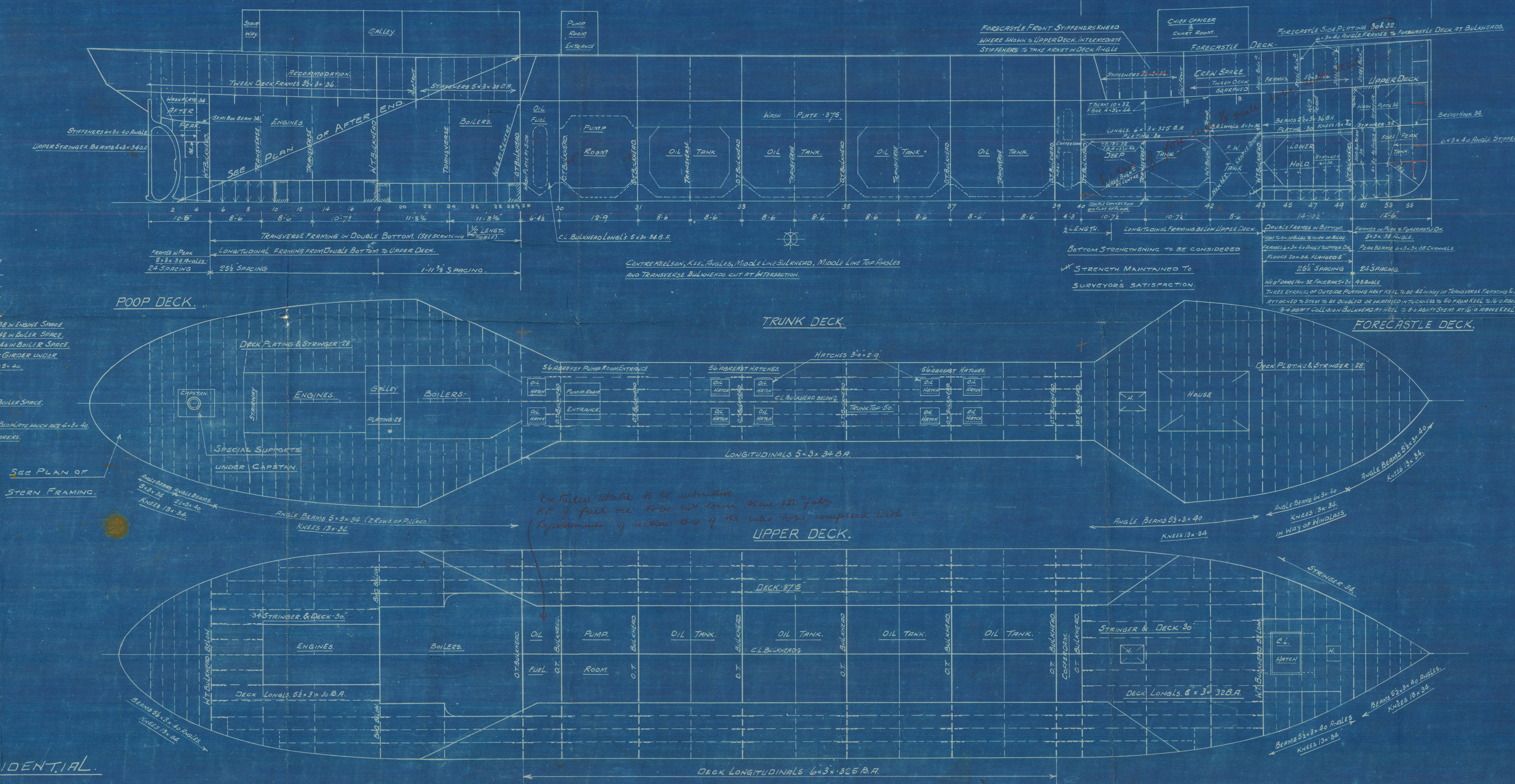
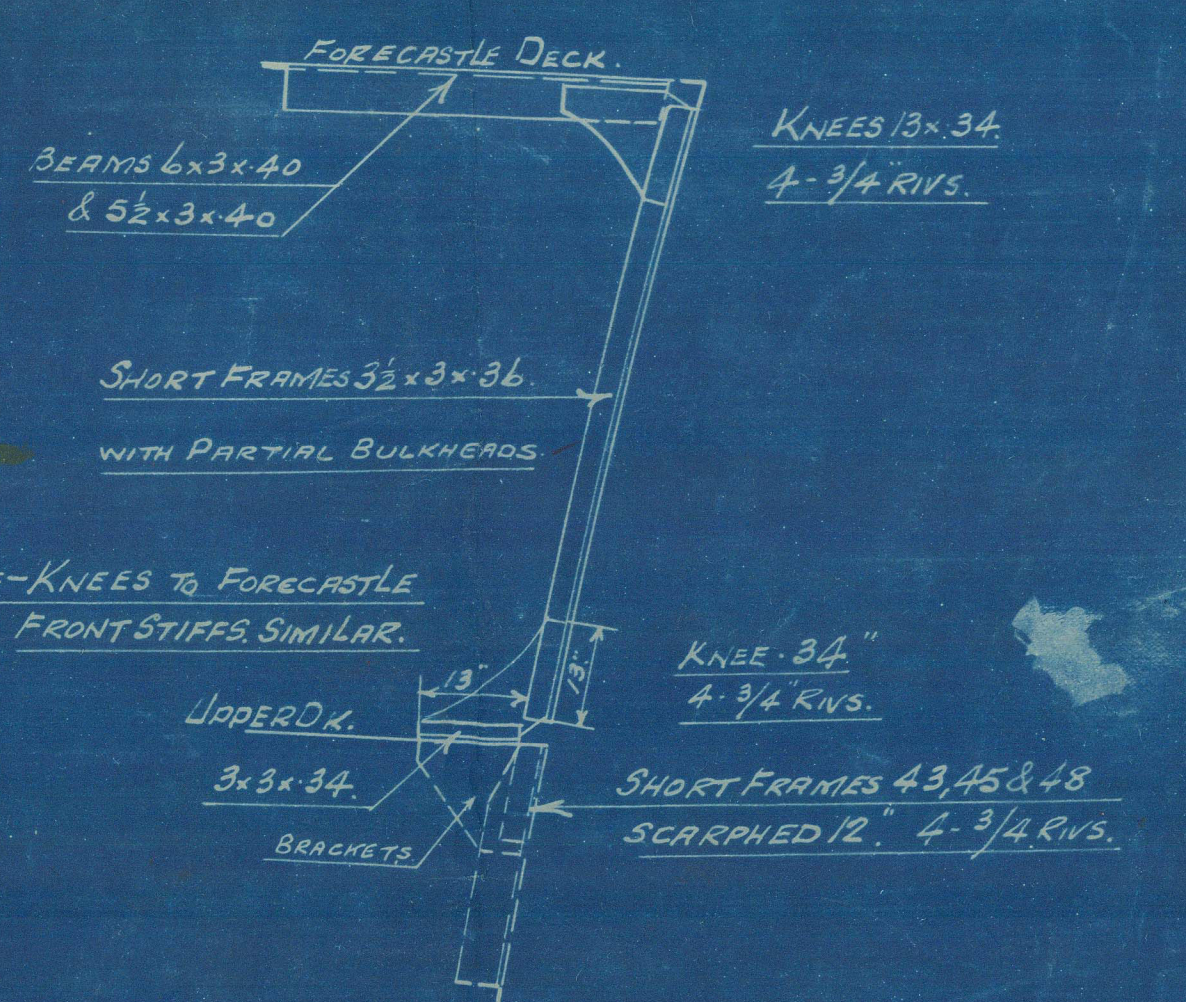
CENTRE KEELSON IN FORE HOLD.
FRAMES 43 TO 50.



RUNNER AT CENTRE UNDER BEAMS 43 TO 50.



SECTION IN WAY OF FORECASTLE
1/2"=1 FOOT.



SECTIONS OF DOUBLE BOTTOM.
CENTRE GIRDER. 40 IN ENGINE SPACE. 50 IN BOILER SPACE.
SIDE " 30 " " 40 " " "
FLOORS 30 " " 40 " " "
TANK TOP 80 & 50 " " 46 " " "
" CENTRE 62 " " 46 " " "
TANK MARGIN 38 " " 44 " " "
KEEL ANGLES 3x3x38 & 42 " " "
TOP ANGLES 3x3x38 IN ENGINE SPACE
3x3x48 IN BOILER SPACE.
CENTRE GIRDER VERTICALS 3x3x80 IN ENGINE SPACE. 3x3x40 IN BOILER SPACE.
SIZE " 3x3x40 IN E & B SPACES EXCEPT GIRDER UNDER
ENGINE END PLATE WHICH ARE 5x5x40.
SIDE GIRDER ANGLES TO SHELL 3x3x40
" " TANK TOP 3x3x40
TANK MARGIN ANGLE 3x3x38 IN ENGINE SPACE. 4x4x40 IN BOILER SPACE.
FRAMES IN TANK 3x3x30
REV. FRAMES IN TANK 3x3x40 EXCEPT IN WAY OF ENGINE END PLATE WHICH ARE 4x4x40
DOUBLE UNDER ENGINES & BOILER BEARERS.

Details to be submitted
FP of fuel oil tank not shown. Main 150' fuel
Recommends of section 44 of the rules for compliance with
UPPER DECK.

NO 10152
6-1-17
REPTING
W. L. KERR
Am.

SECRET & CONFIDENTIAL.

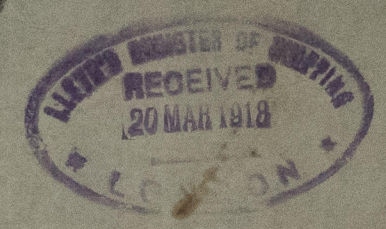
HK-Plan

Hemsley II

GLASGOW REPORT No. 37583

Hickotol

Profile & etc.



011805-011812-0232

2 1/2

011805-011812-0232

