

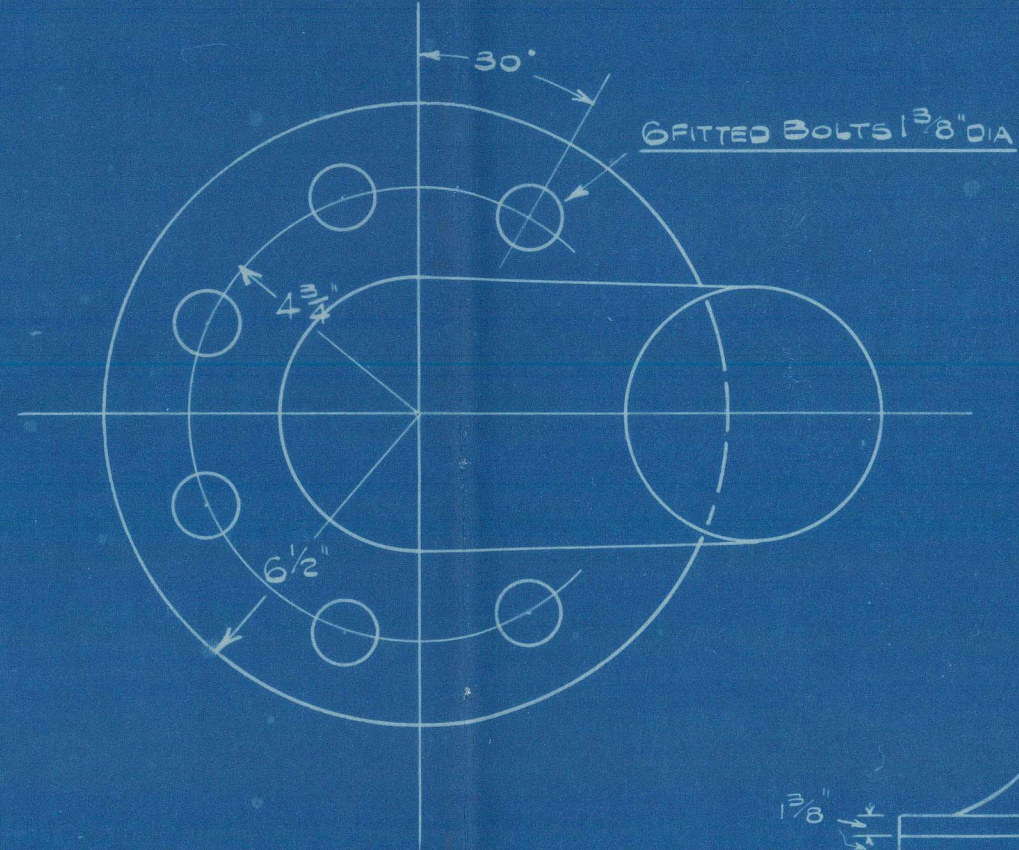
ORDINATES SPACED 2' 8" APART.

N ^o OF ORD.	ORD.	S _M	f(ORD)	(ORD) ²	S _M ²	f(ORD) ²
1	1.75	1/2	.87	3.06	1/4	1.53
1 1/2	3.92	2	7.84	15.37	4	30.74
2	4.35	1 1/2	6.52	18.92	1 1/4	28.38
3	4.35	4	17.40	18.92	4	75.68
4	4.35	1 1/2	6.52	18.92	1 1/4	28.38
4 1/2	4.35	2	8.70	18.92	2	37.84
5	3.00	1 1/2	1.5	9.00	1/4	4.5
			49.35			207.05

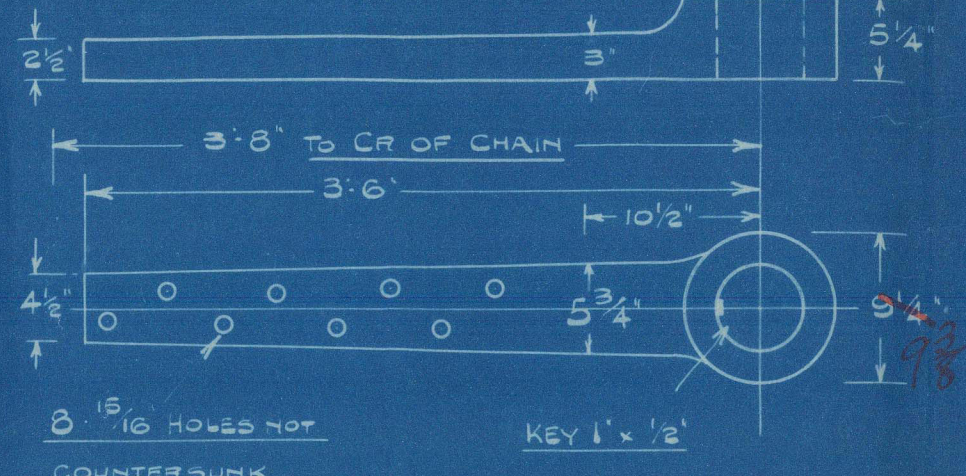
AREA = $\frac{49.35 \times 2.8}{3} = 46.0 \text{ sq. ft.}$
 $D = 37 + \frac{207.05}{49.35} \times \frac{1}{2} = 37 + 2.1$
 $A \times D = 46.0 \times 2.47 = 113.62$

$A \times D = 46.0 \times 2.47 = 113.62$

DETAIL OF COUPLING
SCALE 3" = 1' 0"



QUADRANT



RUDDER & STERNFRAME

M. V. N^o 324

SCALE 1" = 1' 0"

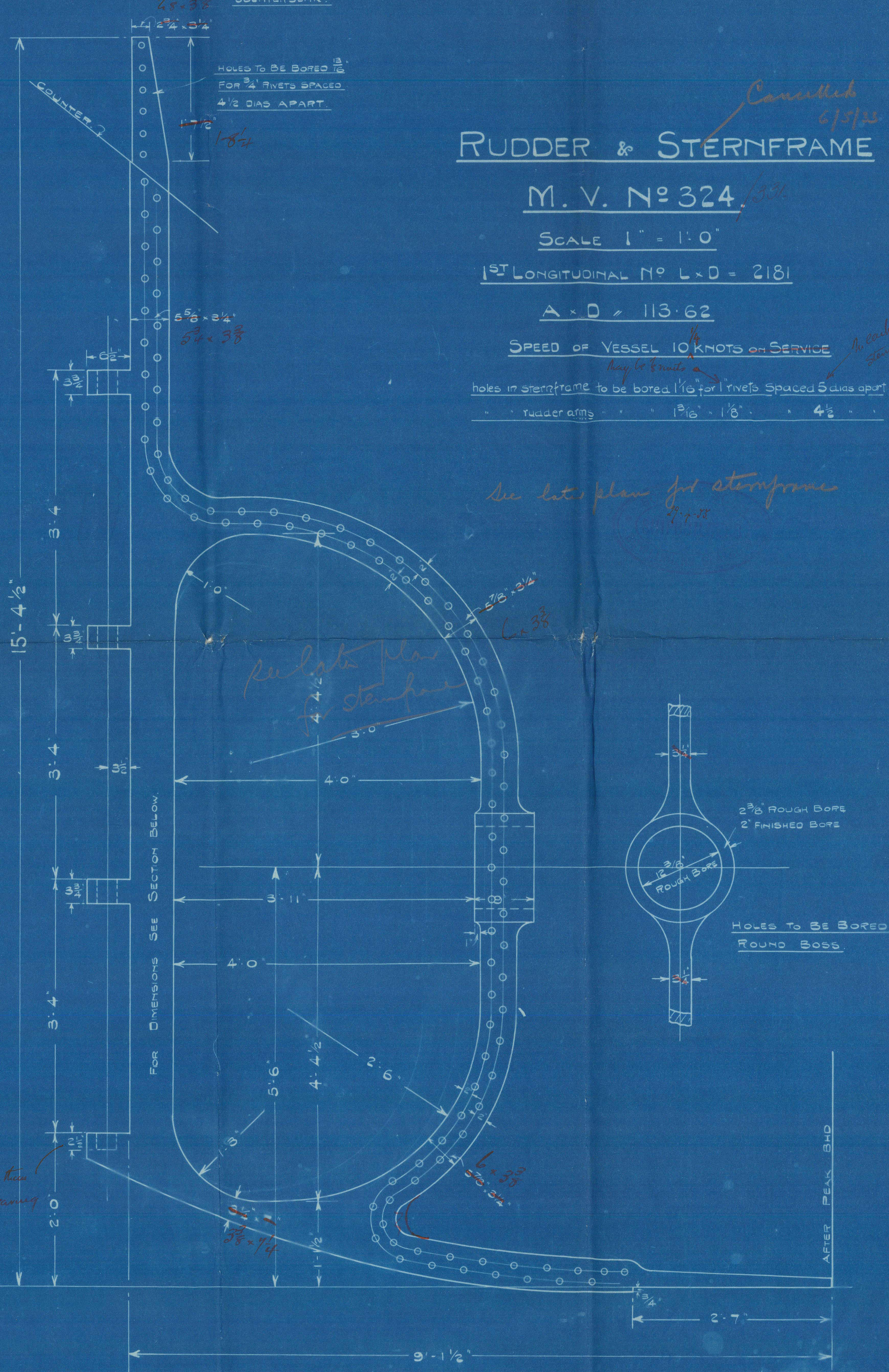
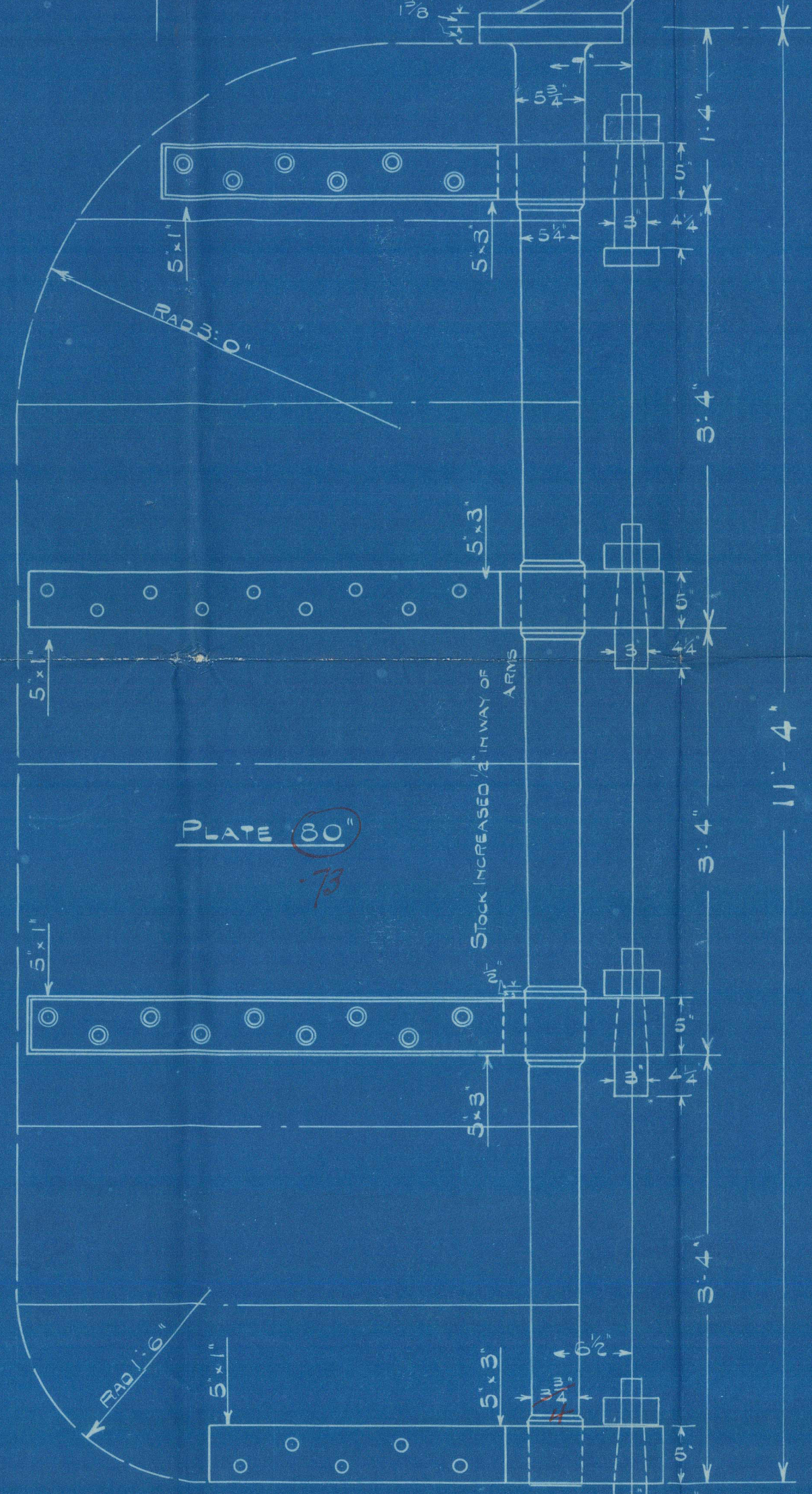
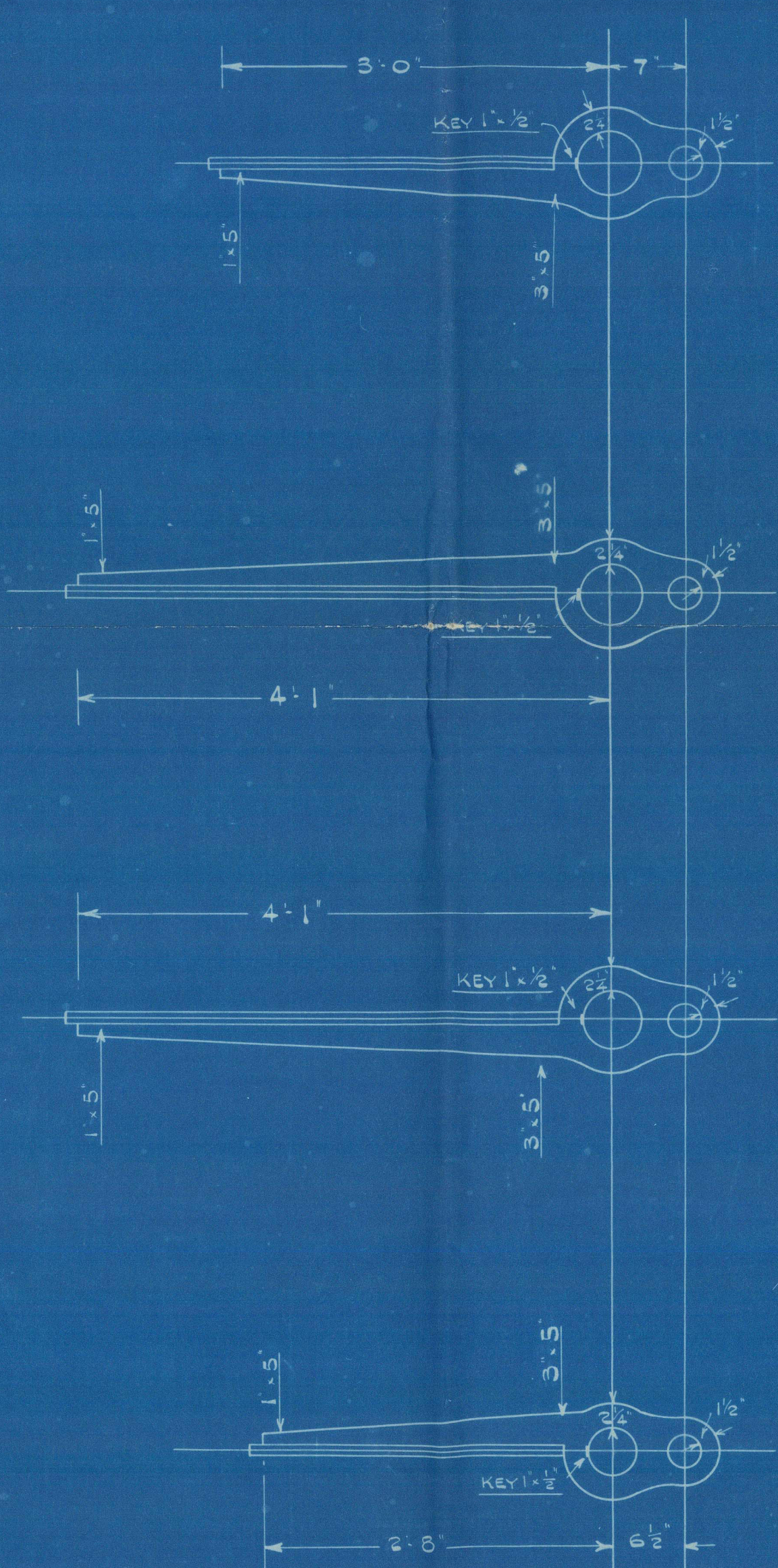
1ST LONGITUDINAL N^o L x D = 2181

A x D = 113.62

SPEED OF VESSEL 10 KNOTS ON SERVICE

HOLES IN STERNFRAME TO BE BORED 1 1/2\"/>


See later plan for sternframe



THE SPACING OF THE RUDDER ARMS ARE LESS THAN AS REQUIRED BY THE RULES THE SCANTLING OF THE RUDDER ARMS & THICKNESS OF PLATE ARE ALSO REDUCED

APPROVED for P331
LLOYD'S REGISTER OF SHIPPING
Hickinson
DATE 24-2-33

APPROVED
LLOYD'S REGISTER OF SHIPPING
Hickinson
DATE 3-5-33



Messrs. Scott & Sons

Yard No 324 + 331.

Rudder & Sternframe

Breeze *

GLASGOW REPORT No. 53980

Gale

GLASGOW REPORT No. 56169

No Shovel 7925
10 25.5.35

copy

01800-011804-0280



© 2021

Lloyd's Register
Foundation