

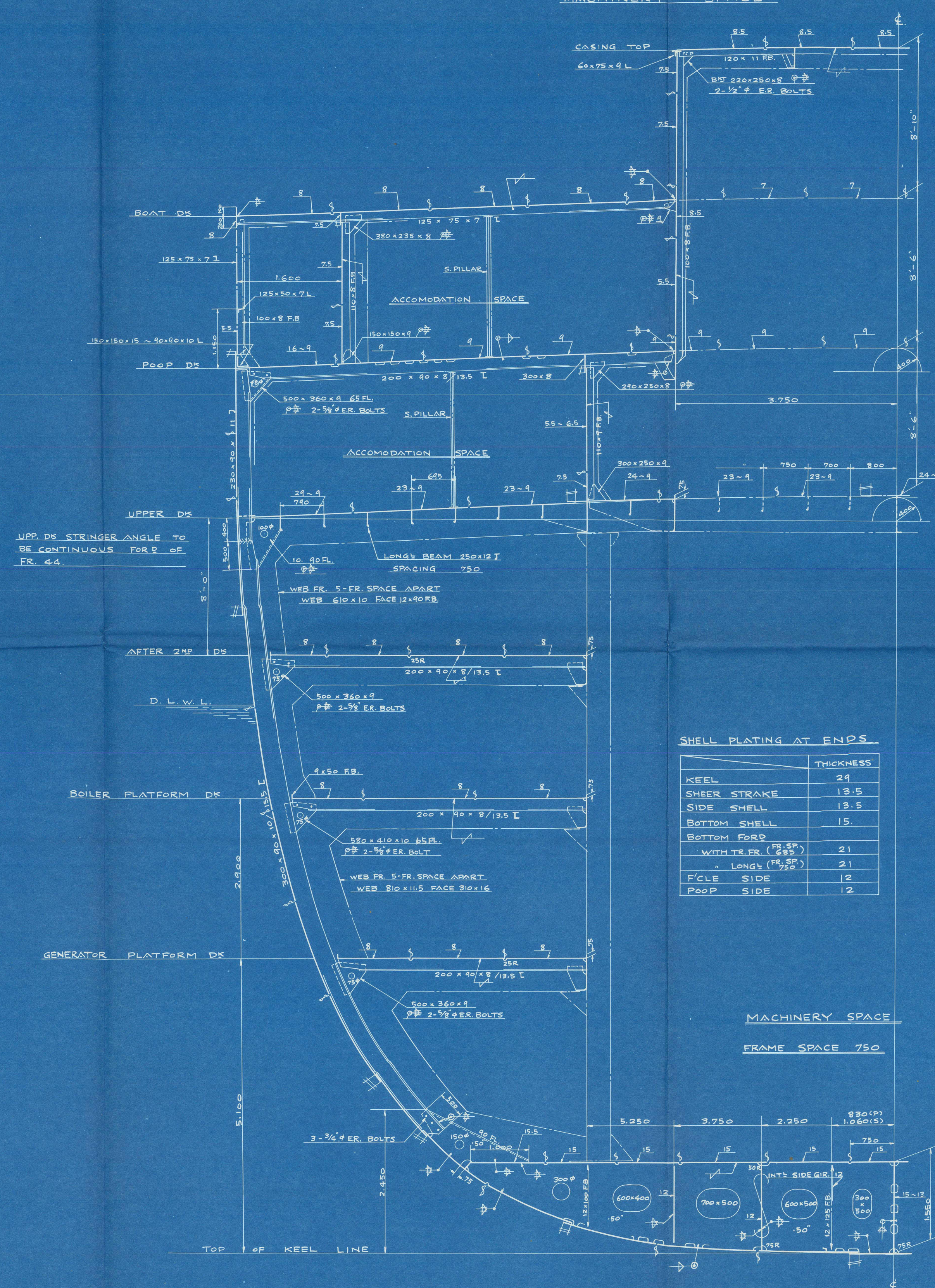
BIBLIOGRAPHY

DESIGNED BY SHIMIZU SHIP YARD
IN N.S.T. CO., LTD. SHIMIZU IN JAPAN
(MAY 10TH 1953)

20,000 D.W.T. OIL TANKER MIDSHIP SECTION

PART II
SCALE : 1/50

TRANSVERSE SECTION IN MACHINERY SPACE



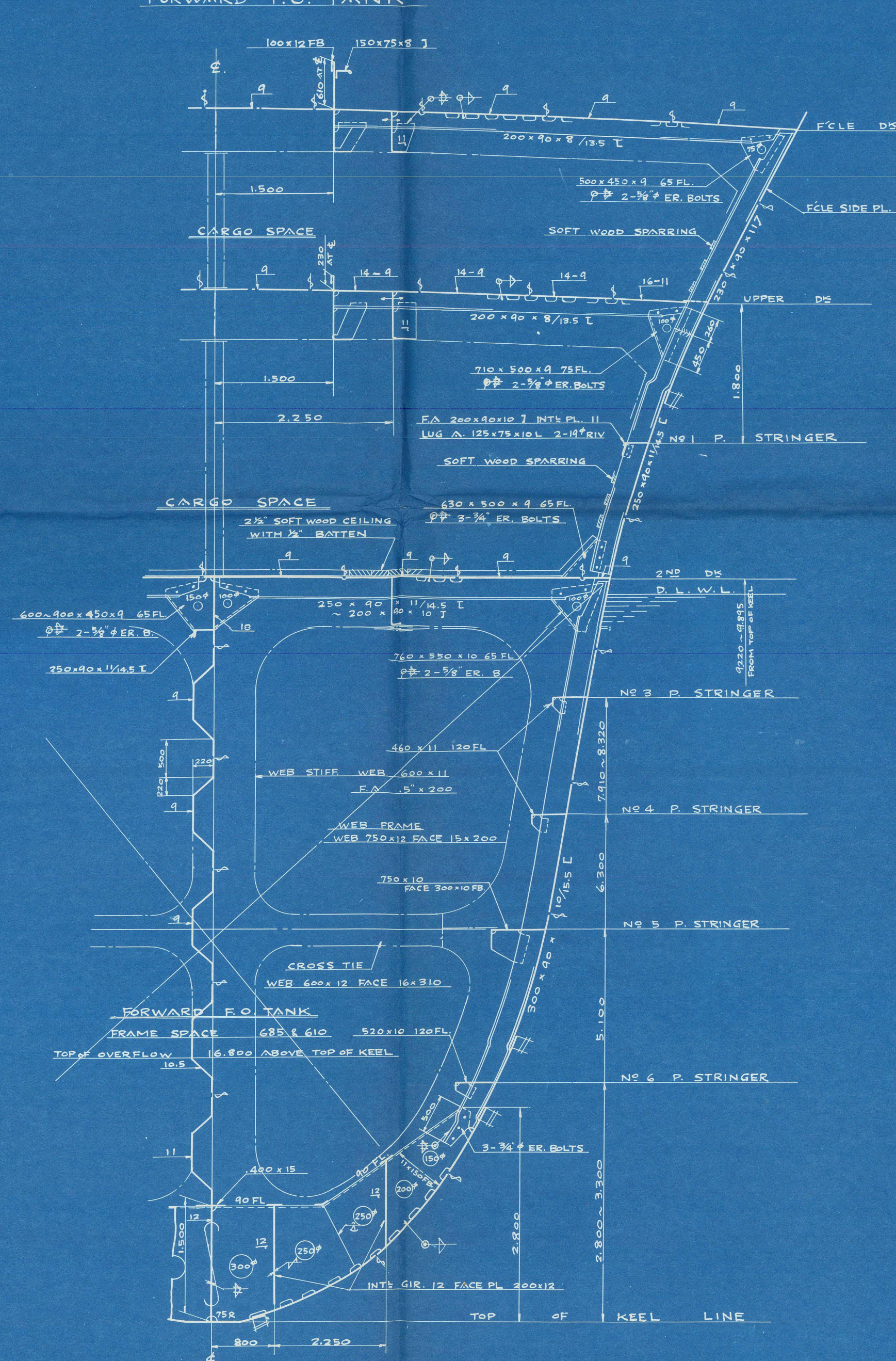
PRINCIPAL DIMENSIONS

LENGTH B. P.	"L"	550'-0"	167' 640
BREADTH MHP	"B"	74'-0"	22' 555
DEPTH MHP	"D"	40'-6"	12' 344
DESIGNED DRAUGHT MHP	"d"	31'-0"	9' 444
DRAUGHT MHP FOR SCANTLING	"d"	31'-4"	9' 550

DECK HEIGHTS

HEIGHT BETWEEN UPPER DS & FCLE DS	7'-6"	2' 286
" " " POOP DS	8'-6"	2' 591
" " POOP DS & BOAT DS	8'-6"	2' 591
" " UPPER DS & AFTER 2ND DS	8'-0"	2' 438

TRANSVERSE SECTION IN FORWARD P.O. TANK



LEONIDAS
20,000 D.W.T.
OIL TANKER

MIDSHIP SECTION
(PART 2)

SCALE 1/50

FINISHED PLAN

NIPPON STEEL TUBE CO., LTD.

SHIMIZU SHIP YARD

SHIMIZU, JAPAN

HULL DESIGNED SECTION

CHIEF FULL DEPT

CHIEF DESIGNER

APPROVED BY

CHECKED BY

DESIGNED BY

DATE OF DRAWN

DATE OF ISSUE

DRAWING NO.

HF-02

© 2021

Lloyd's Register Foundation


'LEONIDAS' ★

midship section -
part 2.


"As Built"

F.E. Yka Rpt. no. 1000

*certified copy of
approved plan.*



RECORDS DEPT.
LONDON



© 2021

Lloyd's Register
Foundation

011595-011602-0164