

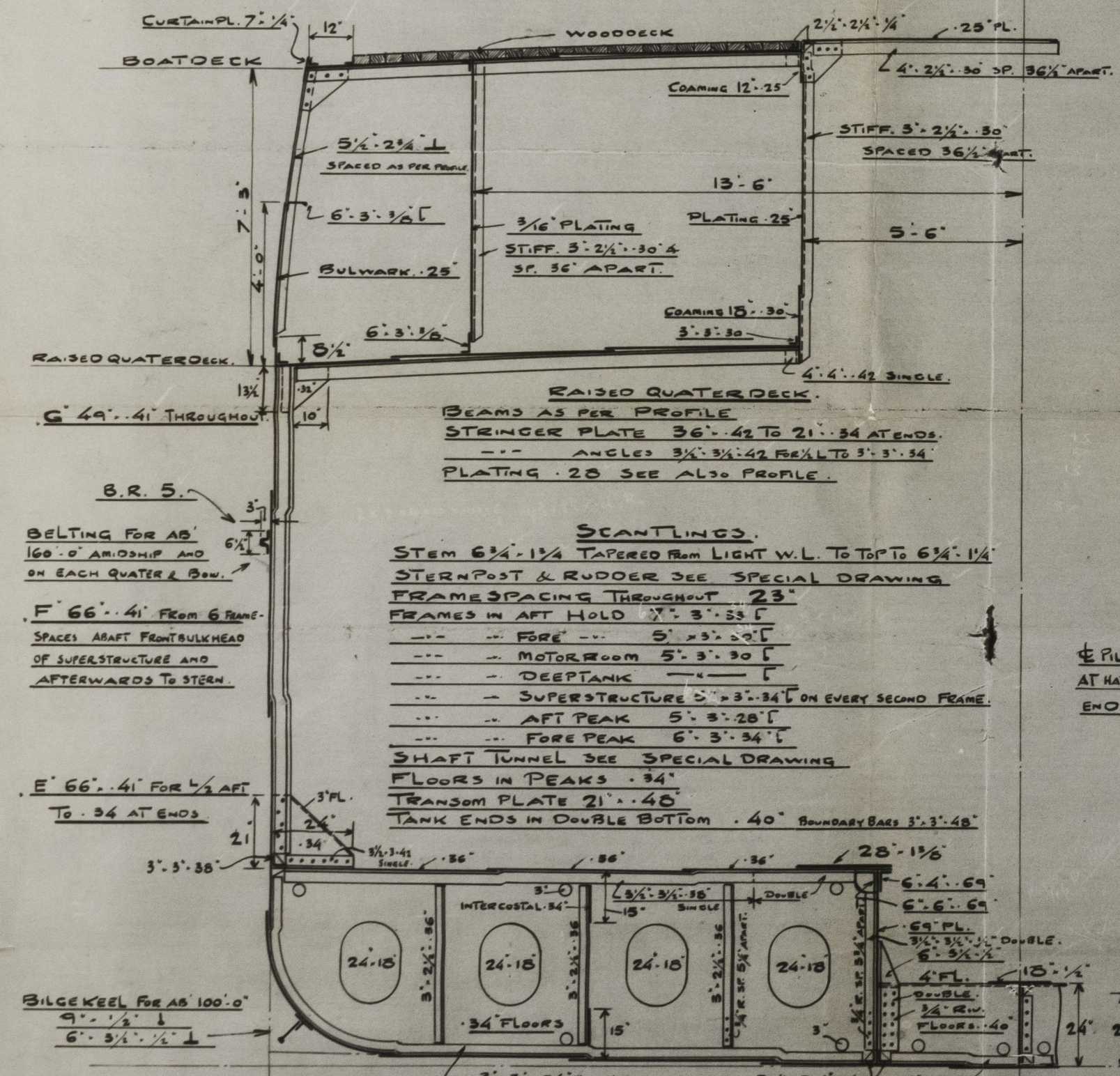
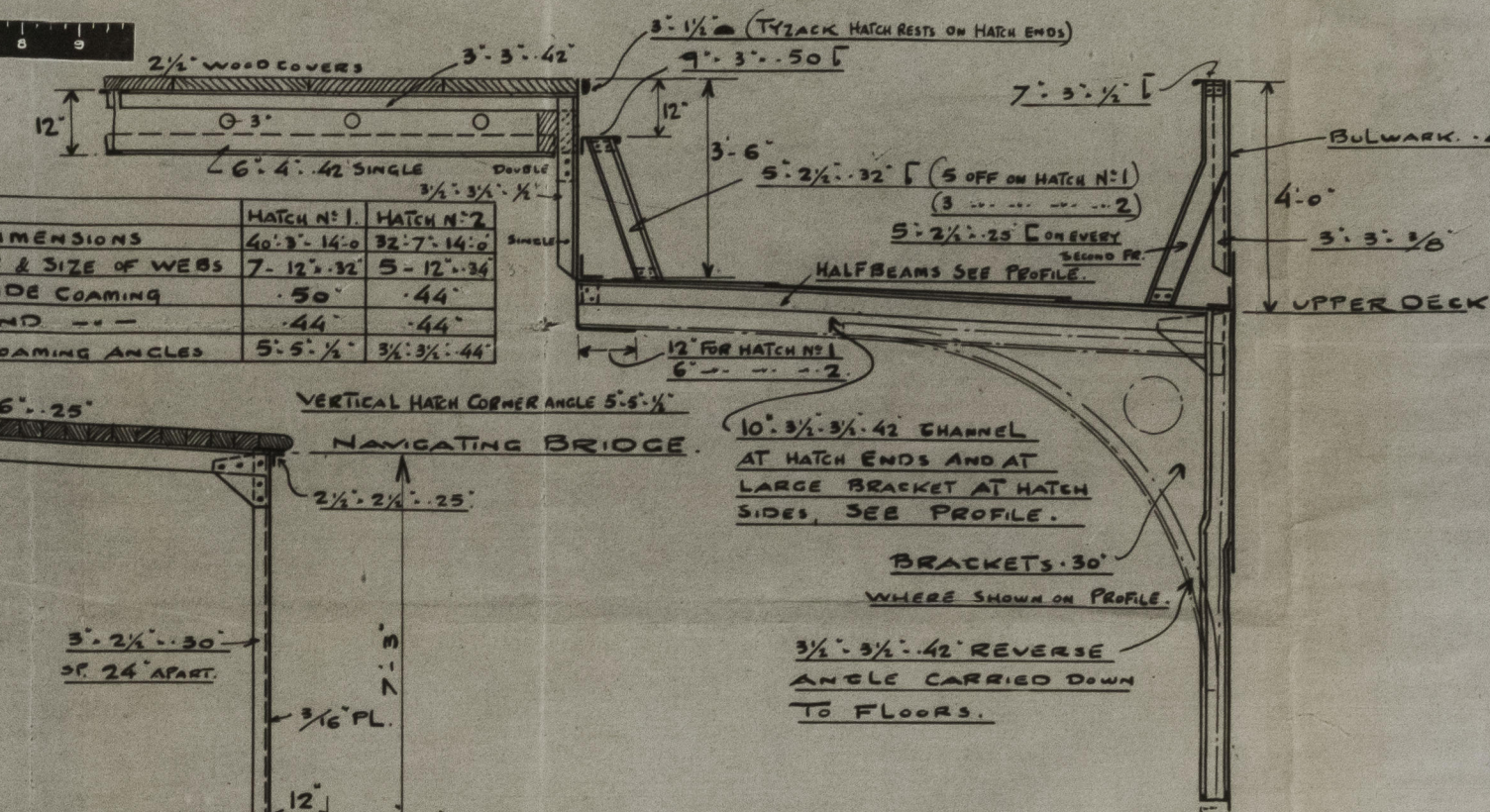
MIDSHIP SECTION

A horizontal ruler with a black background and white markings. The ruler is marked in inches, with major numbers from 1 to 9. Each inch is further divided into smaller increments, likely millimeters or half-inches. The ruler is positioned at the bottom of the page, below the text.

LENGTH BETW. PF.	215' 0"
BREADTH MOULD.	36' 6"
DEPTH TO UPPER DECK	13' 0"
HEIGHT OF RAISED QUATERDECK	4' 0"
DRAUGHT MOULDED	12' 0"

VESSEL TO BE BUILT TO CLASS, BRITISH CORPORATION 85% WITH FREEBOARD  
 DOUBLE BOTTOM TO CARRY OIL FUEL OF A FLASH POINT ABOVE 150° FAHR.

	HATCH N° 1	HATCH N° 7
DIMENSIONS	40' 8" - 14' 0"	32' 7" - 14' 0"
N° & SIZE OF WEBS	7 - 12" x 32'	5 - 12" x 32'
SIDE COAMING	50"	44"
END --	44"	44"
COAMING ANGLES	5° 5' 1/2"	3° 33' 44"



CAMBER 7 1/2"      GIRDER ASTER PROFILE

BOATDECK.

BEAMS SPACED 46" APART 4'-3"-32" x  
HALF BEAMS    --    --    4'-3"-30" x  
--    BELOW EACH END OF BOATS    5'-3"-3 1/2" x

PLATING .22"

STRINGER ANGLE 3'-3"-20"

--    PLATE .28"

FIRE-CASTLE DECK.

BEAMS AS PER PROFILE

STRINGER PLATE 10"-26"

TIE PLATING 9"-26"

PLATING UNDER WINDLASS .40"

STRINGER ANGLE 3'-3"-20"

CAMBER 7/8" GIRDER AS PER PROFILE

UPPERDECK:

BEAMS AS PER PROFILE.

STRINGER PL. 36".44" FOR 1/2 L TO 21'".34" AT E

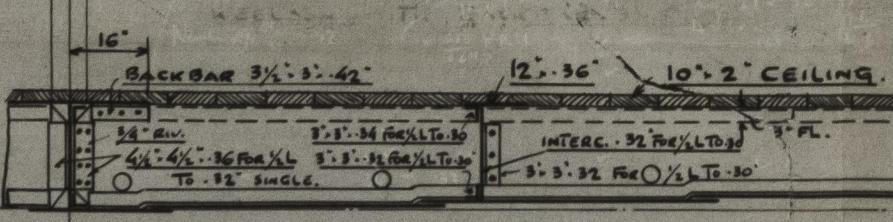
PLATING .92 FOR 1/2 L TO .22 AT ENDS.

-1- SEE ALSO PROFILE

STRINGER ANGLE 5".5".44" FOR 1/2 L TO 3'".3

SCANTLINGS OF FLOORS, ETC.

CENTRE KEELSON		36" FOR 1/4 L TO .32 CONTING
--	TOP ANGLE	3" 3" .41 FOR 1/4 L TO .32
--	BOTTOM ANGLE	3" 3" .42 SINGLE BUT
HORIZONTAL PLATE		32" .41 FOR 1/4 L TO .32
FLOOR 32" 1" 36" FOR 1/4 L TO .32		
--	FRAMES	3" 3" .36 FOR 1/4 L TO .32
--	REVERSE FRAMES	2 1/2" 3" .43 SINGLE



"I" 54" = .41"  
IN WAY OF SUPERSTRUCTURE.

"H" 41 1/2" = .41"  
IN WAY OF SUPERSTRUCTURE.

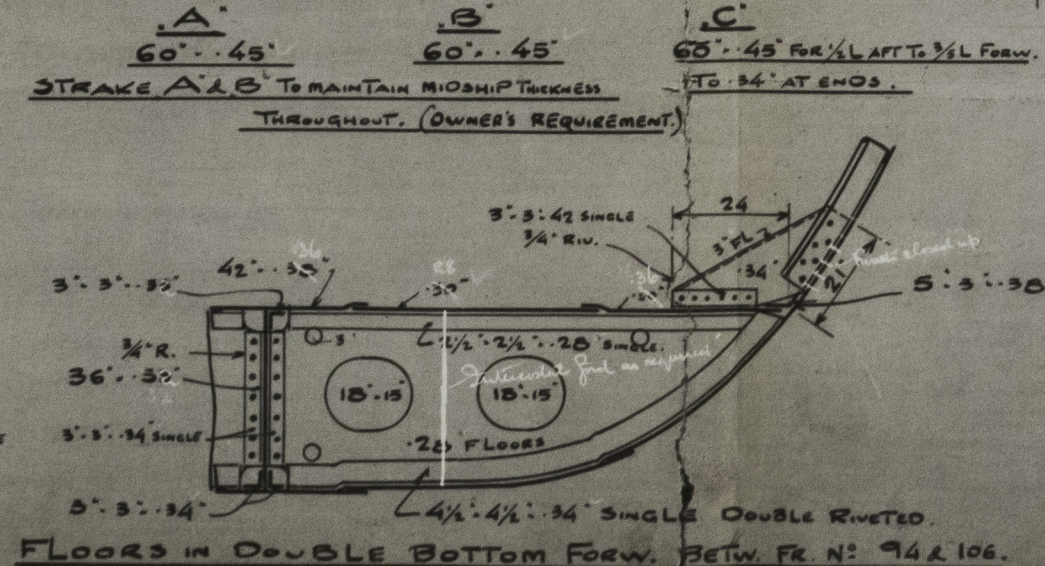
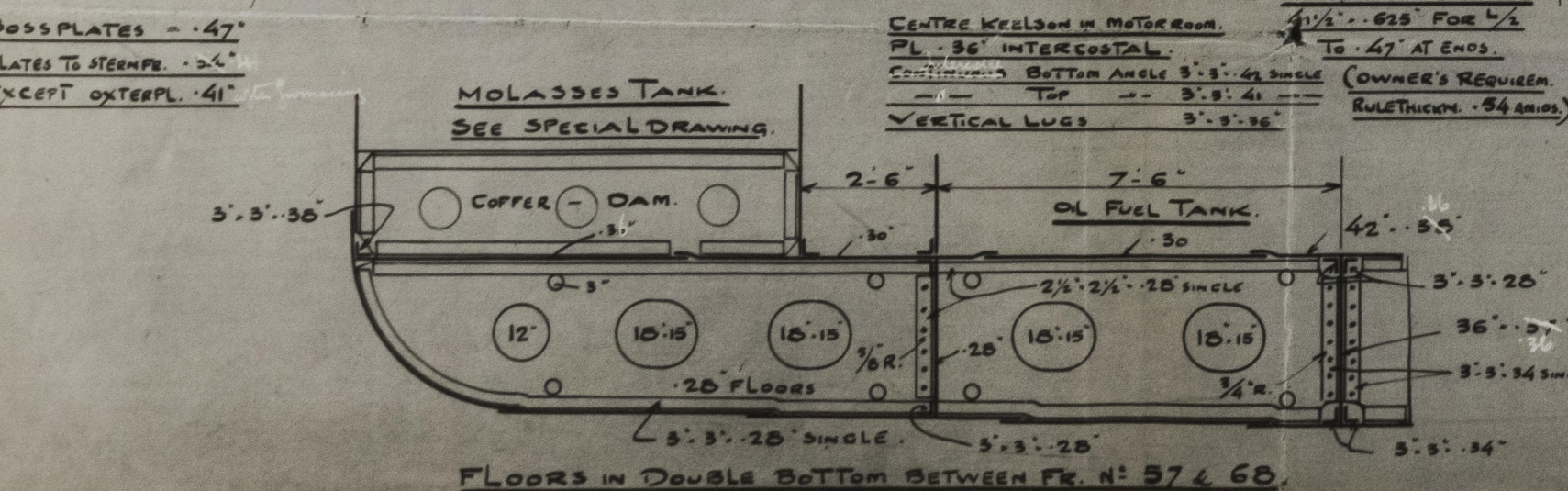
"25" IN WAY OF FORECASTLE.

"G" 49" = .41" THROUGHOUT.

"F" 66'-50" FOR 6 FRAME -  
SPACES 13AFT FRONT BULKH<sup>D</sup> OF  
SUPERSTRUCTURE AND FORWARD.

E° 66° - 45° FOR 1/2 FOR  
TO 34° AT ENDS.

RIVETING.																
<u>BUTTS OF KEELPLATE TREBLE RIV. BUTTSTRAPS FOR 1/2 L TO DOUBLE WHERE UNDER 32" RIV. SP. 3/4" D. APART.</u>																
---	---	CENTRE GIRDER DOUBLE RIV. THROUGHOUT		3/4" RIV.	4 1/2" D. APART.											
---	---	BOTTOM ANGLES		1/2" RIV	5 1/2" D. APART.											
---	---	TOP ANGLES		3/4" ---	7 ---	WHERE WATERTIGHT 5 1/2" D. APART.										
<u>BUTTS OF HORIZ. KEELSON PLATE DOUBLE THROUGHOUT 3/4" RIV. 4 1/2" D. APART.</u>																
---	---	SIDE		---	---	5/8 ---	4 1/2 ---	---	---							
---	---	SIDE KEELSON TOP ANGLES		5/8 RIV.	7 DIAM. APART.											
---	---	Bottom		3/4" ---	6 ---	5 1/2" FORW. OF 1/2 L & IN MOTORROOM, 4 1/2" D. APART.										
<u>BUTTS OF SHEELPL. TREBLE R. WHERE .45' AND OVER, DOUBLE R. ELSEWHERE 1/2" R. 4 1/2" D. APART. TREBLE BUTTSTRAPS AT BOTTOM TO UPPER TURN OF BILGE</u>																
---	---	SHEER STRAKE IN WAY OF UPPERDECK		TREBLE RIV.	5/8" R. THROUGHOUT	SP. 4 1/2" L & 1/2" D. APART	FOR 1/2 L TO 4 1/2" D. AT ENDS									
---	---	QUATERDECK TREBLE		1/2" R. SPAD. TO DOUBLE	RIV. 3/4" R. 4 1/2" D. APART AT ENDS											
---	---	SUPERSTRUCTURE SIDEPL.		DOUBLE RIV.	3/4" R. 4 1/2" D. APART.											
---	---	FORE CASTLE		SINGLE ---	5/8 ---	4 1/2 ---										
<u>SEAMS OF SHEELPL. DOUBLE RIV. 7/8" L &amp; 3/4" R. 4 1/2" D. APART.</u>																
---	---	SHEER STR. IN UPPERDECK & QUATERDECK		DOUBLE RIV.	3/4" R. 4 1/2" D. APART											
<u>BUTTS --- UPPERDECK STRINGER PL. TREBLE R. BUTTSTR. FOR 1/2 L TO DOUBLE AT ENDS 3/4" R. 4 1/2" D. APART.</u>																
---	---	QUATERDECK		---	DOUBLE ---	THROUGHOUT 3/4" R. 4 1/2" D. APART.										
---	---	UPPERDECK PLATING		---	---	FOR 1/2 L TO SINGLE AT ENDS 3/4" R. 4 1/2" D. APART.										
<u>SEAMS --- --- SINGLE RIV. 5/8" R. 4 1/2" D. APART.</u>																
<u>BUTTS OF BOATDECK &amp; F. CASTLE DECK STRINGER PL. SINGLE RIV. 5/8" 4 1/2" ---</u>																
---	---	THROUGH WEATHERDECK STRINGER		ANGLES	3/4" RIV.	4 1/2" D. APART.										
---	---	BEAMS		3/4" RIV.	7" D. APART	BUT 6" D. APART IN DEEP TANKS										
---	---	FRAMES TO SHELL & FLOORS IN HOLDS & MOTORROOM		3/4" R.	7" D. APART.											
---	---	TO SHELL IN DEEPTANK, AT PEAK, FORW. OF ISL. FORW. TO LAD. WL. & IN FOREPEAK		3/4" R.	5 1/2" D. APART.											
---	---	FLOORS		---	---	3/4 ---	7 ---	---	---							
---	---	REVERSE		---	---	IN HOLDS 3/4" R. 7" D. APART.										
<u>BUTTS OF TANKTOP PLATING SINGLE RIV. 3/4" R. 4 1/2" D. APART.</u>																
<u>SEAMS --- --- 3/4 --- 4 1/2 ---</u>																
---	---	THROUGH MARGIN		ANGLE 1/2" RIV.	4 1/2" D. APART.											
---	---	REVERSE FRAMES TO FLOOR		BELOW SEAT PLATES 3/4" R.	5 1/2" D. APART.											
---	---	TANKTOP AT SEAT PLATES		4 1/2" D. APART.												
<u>BUTTS AND SEAMS OF BULKH<sup>o</sup> &amp; TUNNEL PL. SINGLE RIV. 5/8" R. 4 1/2" D. APART.</u>																
---	---	BOUNDARY ANGLES		5/8" R.	4 1/2" D. APART.											
---	---	BULKH <sup></sup>														



AKTIESELSKABET  
BURMEISTER & WAIN  
MASKIN- & BRØDDEGERI

PRØJ.	2055
ANVENDT NR.	
TEGNING NR.	13925
TEGNET AF	G. M.
KALKULERET AF	
EFTERSEET AF	
DATE	9-2-1934
SKALA	1/2" = 1'-0"

*Handwritten:* 3 1/2

*Stamp:* RECEIVED  
BY GENL. LR

*Form:*

TWOENTH AN	700000
KALCERYANT AR	040
SUBJECT	
DATE	9-2-1984
TIME	1/2 " = 1-0"
INITIALS	<i>[Signature]</i>

*Text:* Lloyd's Register Foundation



Midships  
Section

"WYRAH" \*

See Brisbane letter  
dated 27.4.59.



© 2021

Lloyd's Register  
Foundation

011427-011432-0196