

LOBNITZ & CO LTD
ENGINEERS & SHIPBUILDERS.
RENFREW.

CLASS B. S. * (HOPPER DREDGER)

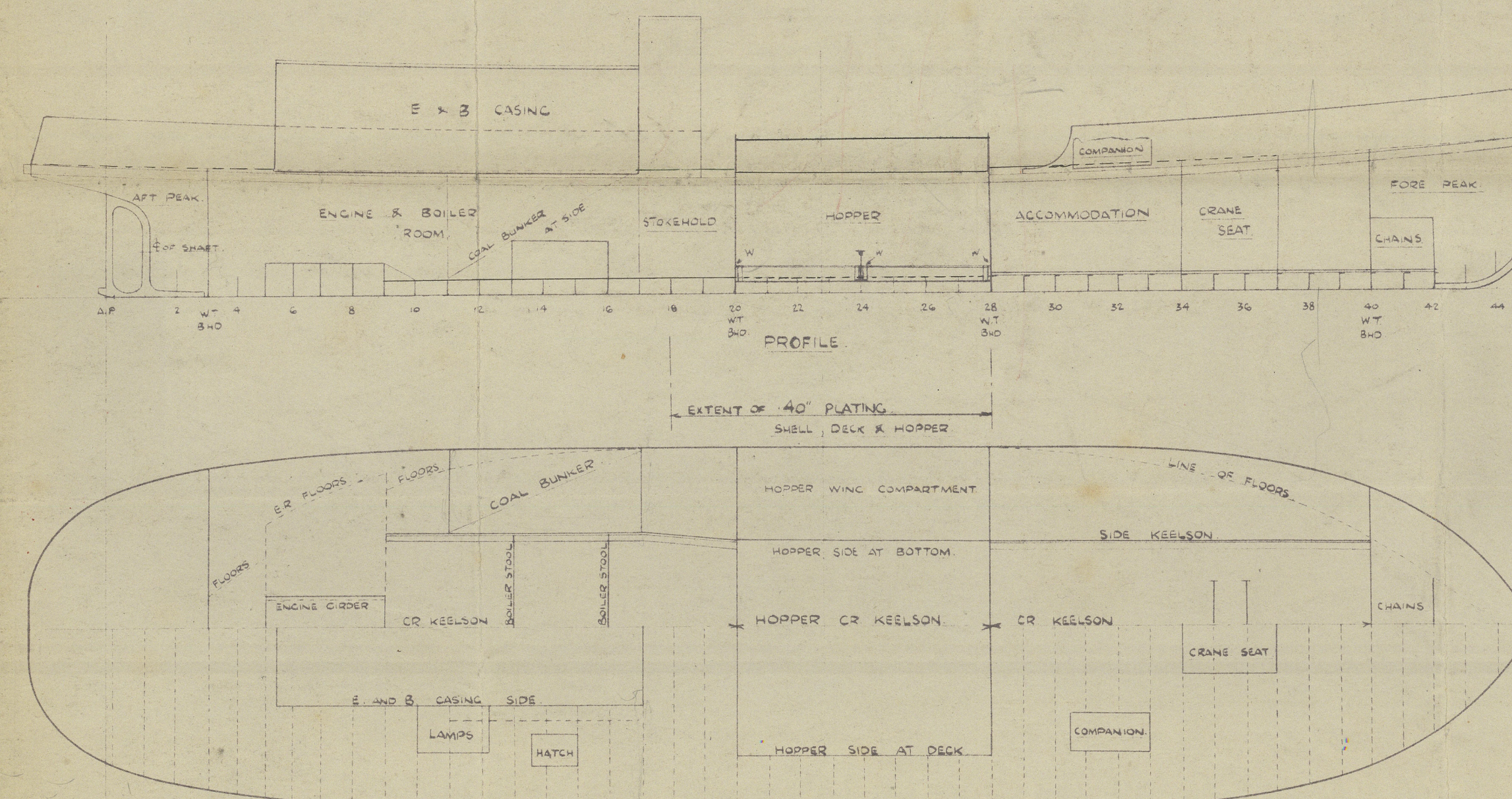
DIMENSIONS Ft. Ins.
LENGTH 90-0
BREADTH MOULDED 23-0
DEPTH 10-0 7-6

LOAD DRAFT MEAN 6'-1" SW.

10 SEP 1935

Approved JH
See Letter 24.9.35

SCANTLINGS	
FRAMES ORDINARY S. AT HOPPER SIDE	4" x 2 1/2" x 18" SPACED 24" APART
" IN BOILER ROOM & BUNKERS	4" x 2 1/2" x 34"
FLOORS IN HOPPER WINGS PL. 2 1/2" x 26"	11" x 28" ALL ALONG
" UNDER ENGINES	30" THICK FLOORS UNDER BOILER & BUNKERS 11" x 36" 2 1/2" ON TOP
DECK FRAMES IN ENGINE ROOM	2 1/2" x 2 1/2" x 30" DOUBLE R. ON BOILER BEARDS 2 1/2" x 36" DOUBLE
BEAMS FULL WITH ONE ROW OF PILLARS	4" x 2 1/2" x 34" ON EVERY FRAME
" AT HOPPER SIDE	10" x 32" PLATE FLANGED 2 1/2" TO DECK
" SIDES OF CASING	4" x 2 1/2" x 28"
HOPPER AND BULKHEADS	40"
" BULKHEAD STIFFENERS	4" x 2 1/2" x 28" 24" APART
OTHER WT. BULKHEAD PLATING	26"
" STIFFENER ANGLES	3" x 2 1/2" x 28" 30" APART EXCEPT THE PEAK ENDS WHICH WOULD BE SPACED 24" APART.
STEM	5" x 1" ✓
STERNPOST	5" x 2" ✓
RUDERPOST	5" x 2" ✓
RUDER STOCK	3" DIAMETER

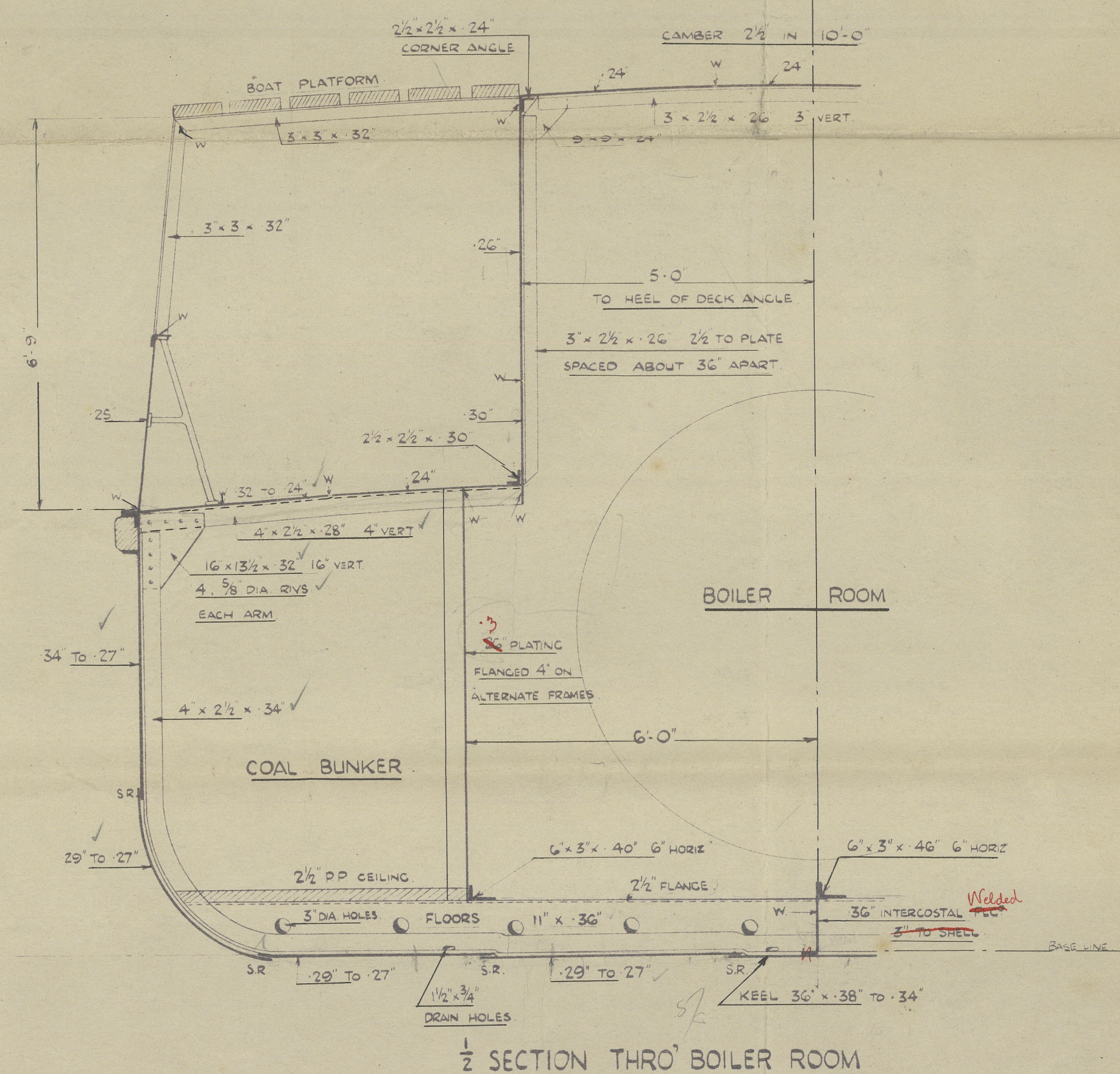


PLAN VIEWS
PROFILE AND DECK
SCALE 1/8" = ONE FT.

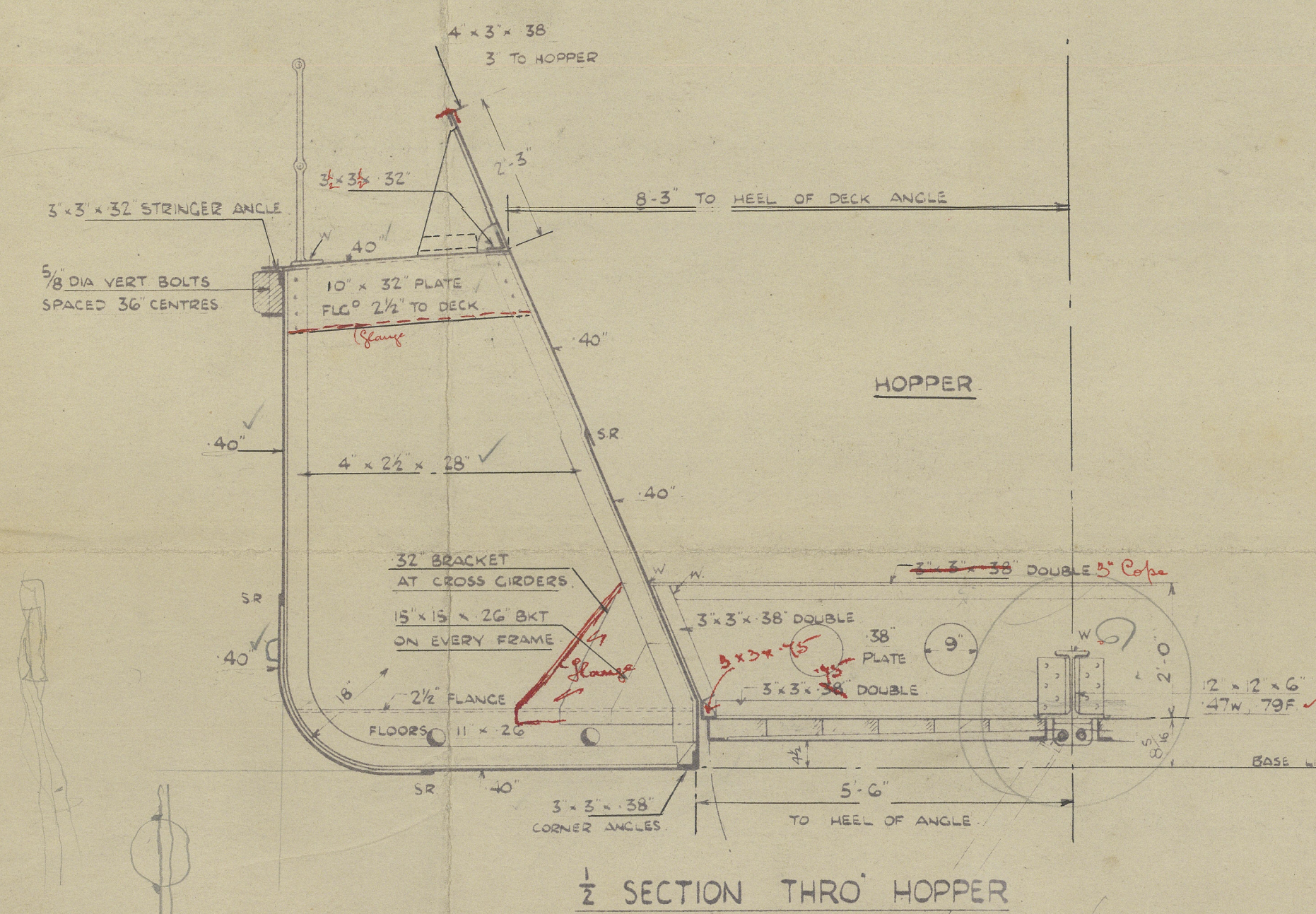
RIVETING		SEAMS OR LAPS	DIA OF RIV	SPACING CR TO CR
JOINTS TO SHELL & FLOORS, BEAMS & KEELSONS		SR	5/8"	4 1/2"
" FLOORS & BEAMS		SR		3 1/2"
AND DECK JOINTS TO FLOORS UNDER ENGINE & BOILER ROOMS		SR		2 1/2"
SHELL SEAMS		SR		2 1/2"
BUTTS KEEL & BULKHEADS FOR COLL. AND WING		DR		2 1/2"
KEEL AT ENDS		DR		2 1/2"
REMAINDER		SR		2 1/2"
HOPPER PLATING SEAMS		SR		2 1/2"
WT BULKHEAD SEAMS & BUTTS		SR		3 1/2"
FRAMES TO SHELL		SR		2 1/2"
BULKHEAD		DR		2 1/2"
DECK STRINGER PLATE BUTTS		DR		2 1/2"

NOTE: DECK PLATING, SEAMS AND BUTTS • WELDED.
WELDING DENOTED BY ... W.

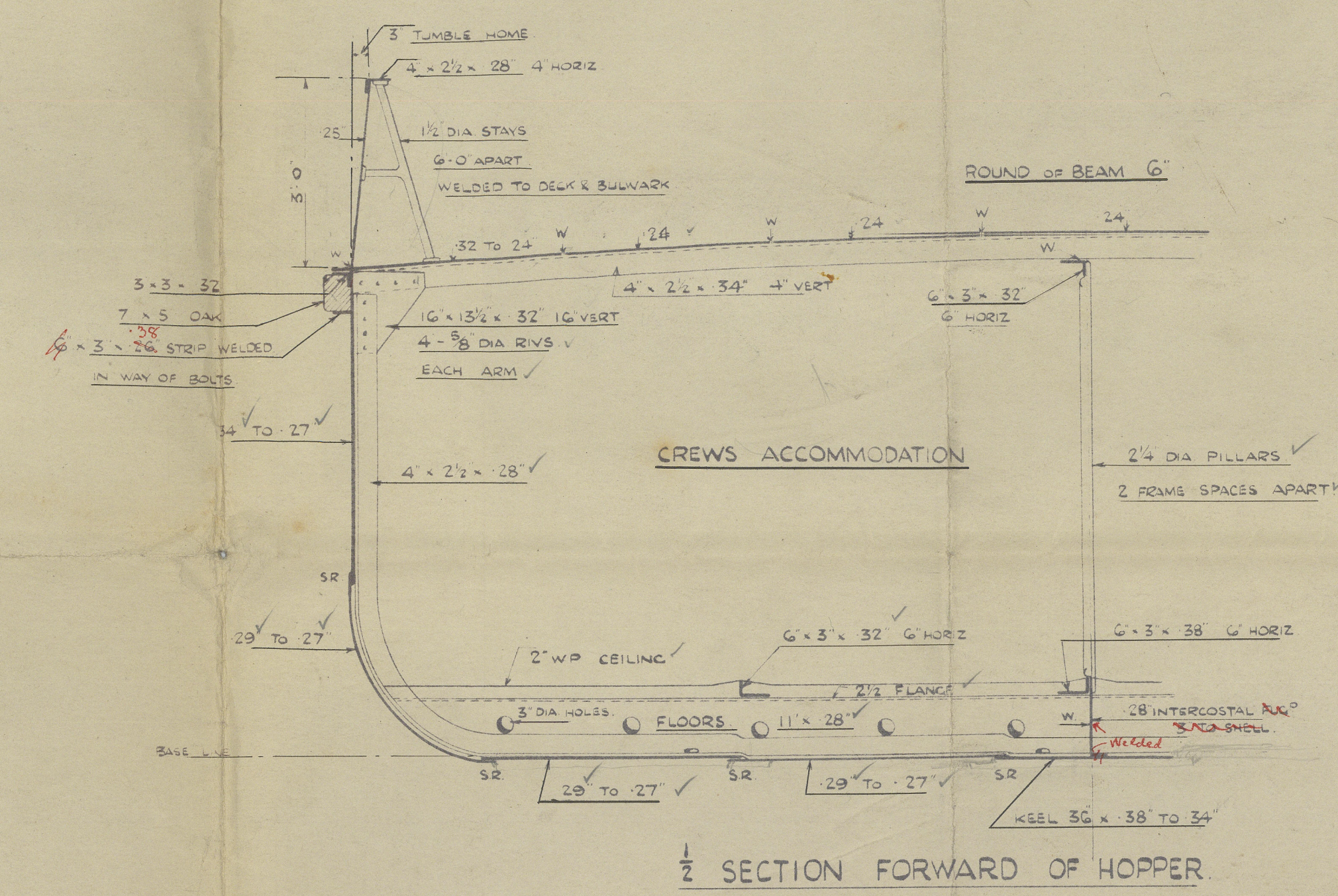
EQUIPMENT	
2 BOWER ANCHORS, EACH 4 CMTS. EXCLUDING STOCK	
1 STREAM ANCHOR 3 1/2 CMT	
60 FATHOMS OF 3/4" DIA. STUO LINK CHAIN CABLE IN 1 CABLE	
200 OF 1/4" LRC GALVANIZED STEEL WIRE ROPE FOR 4 SIDE LINES	
75 5/2 HEMP HANSEER	
75 3" WARD	
2 HEAVING LINES 1/2 TON EACH 5 FATHOMS EACH	



1/2 SECTION THRO' BOILER ROOM



1/2 SECTION THRO' HOPPER



1/2 SECTION FORWARD OF HOPPER

SCALE 1/2" = ONE FOOT.

MIDSHIP

SECTION

No. (PROPOSAL) 9SS

LOBNITZ & CO LTD RENFREW.
No. 988
Drawn by J. Simpson
Checked by J. J. J.
DATE 9th September 1935

DWG No. S 4810
011293-011294-0052

1
TRANSFERRED TO:
L. R. SYSTEM

Midship Section

Sobnitzko. Grab Stepper Hedger

90' x 22' x 7' 6".

24.9.25.

T.C. 4.12.35

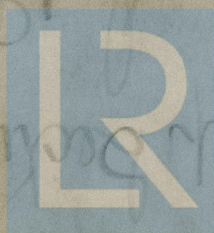
TRANSFERRED TO:
L. R. SYSTEM

Nº 988.

MANNIN.

90' x 22' x 7' 6"

Grab Stepper Hedger



© 2021

Lloyd's Register
Foundation

2500-662110-372110