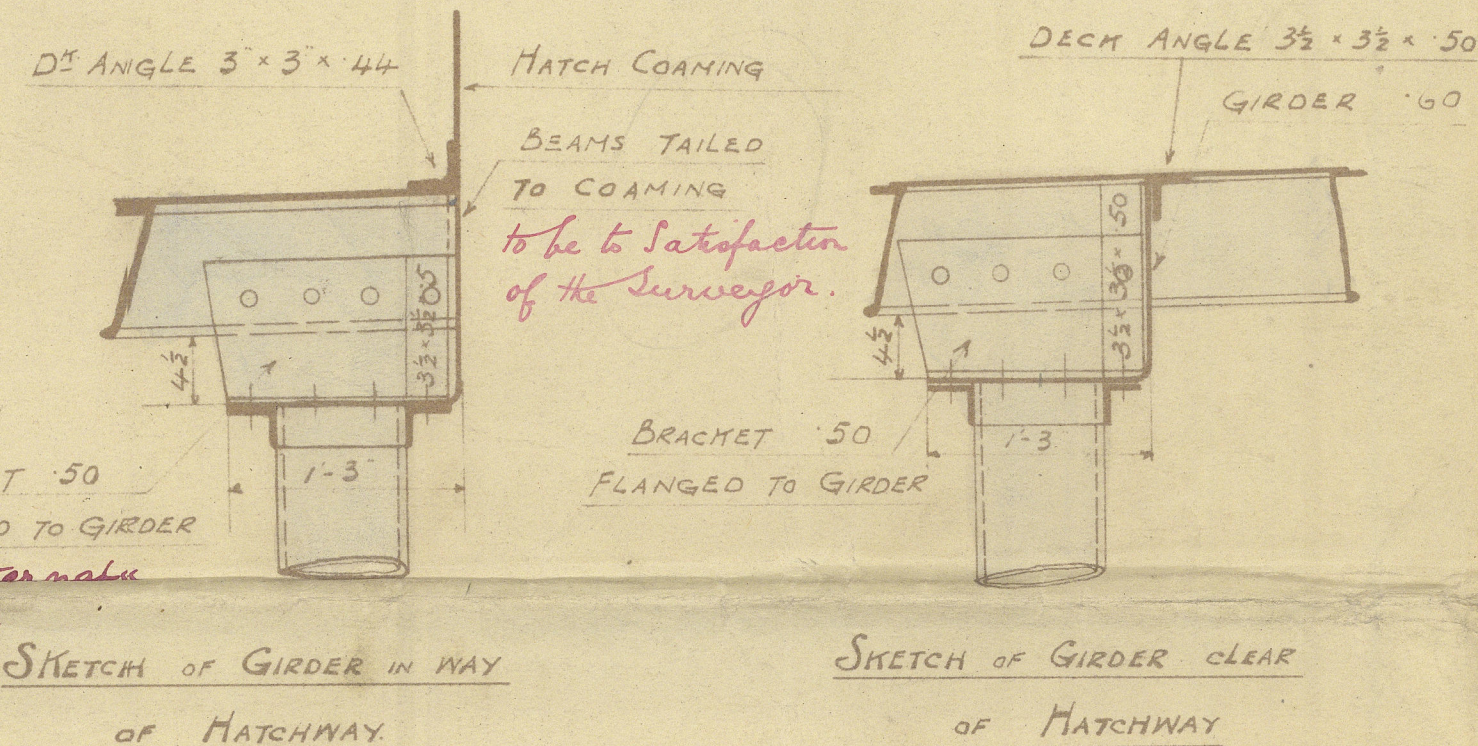
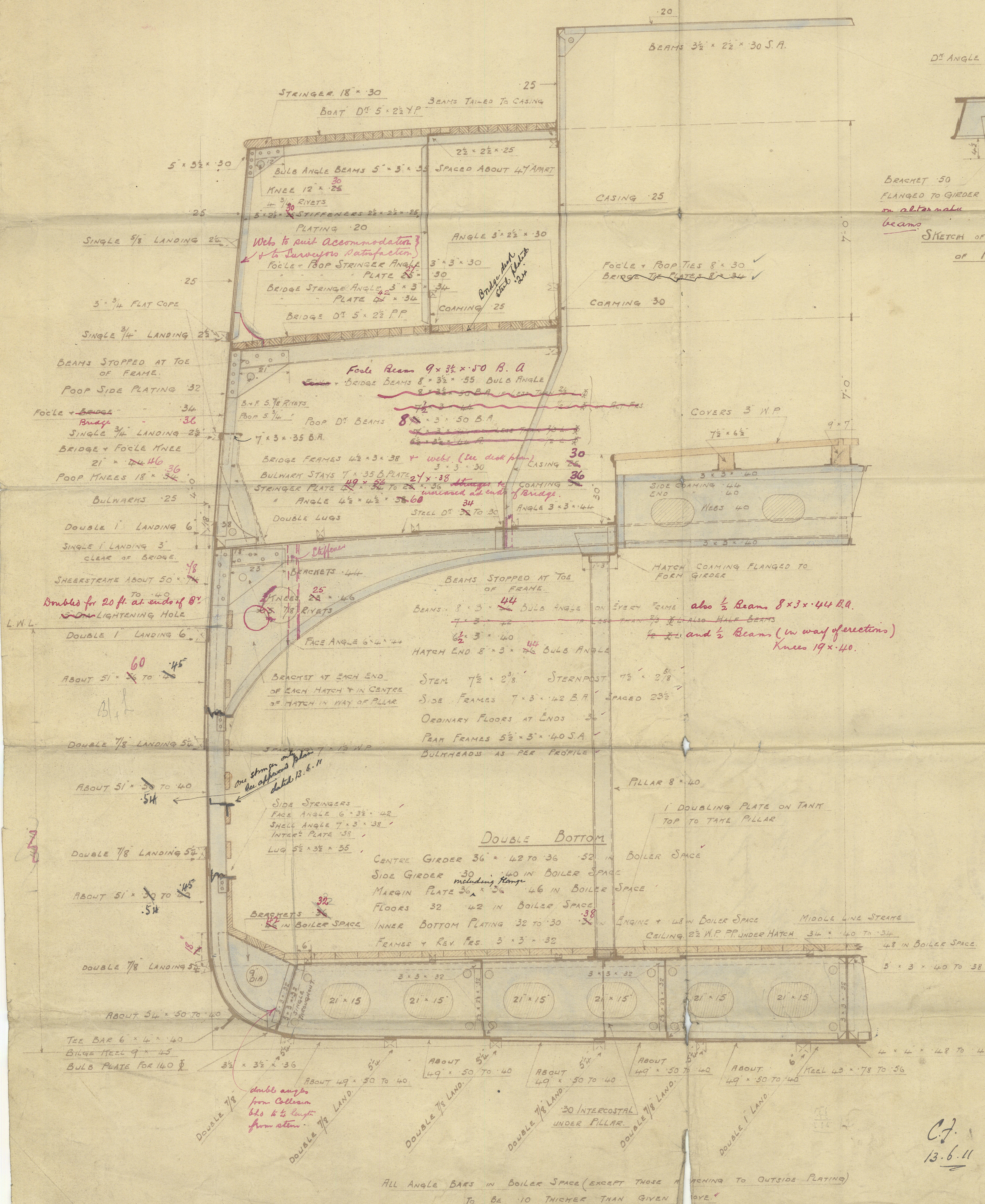


TO CLASS A.1. AT LLOYDS FOR BRAZILIAN COASTING PURPOSES



13.6.11  
4.8.11  
19.8.11


$$\begin{aligned} 1^{st} N^0 B + D &= 45 + 17.5 = 62.5 \\ 2^{nd} N^0 L + B + D &= 276 \times 62.5 = 17250 \\ d &= 14.5 \quad \frac{L}{B} = 6.13 \quad \frac{L}{D} = 15.77 \end{aligned}$$

2<sup>ND</sup> N<sup>O</sup> AS ABOVE

POOP	22 5	} 7 x 75	559 12
BRIDGE	60 0		
FOCLE	24 0		

BOAT DECK 60 x 7 x 75

	315 00
	18124 12

RIVETING *Tree to* ✓

BUTTS OF SHEELSTRAKE Q.R. FOR  $\frac{1}{2}$  LENGTH  $\Delta$  D.R. AT ENDS. ✓

" " STRAKE BELOW T.R. " " " " ✓

" " UPPER STRINGER PLATE T.R. FOR  $\frac{1}{2}$  LEN. " " ✓

" " OUTSIDE PLATING FROM KEEL TO TURN OF BILGE ✓

" " T.R. D.R. AT ENDS. ✓

BUTTS OF CENTRE GIRDER T.R. ✓

" " FLAT PLATE KEEL Q.R. T.R. AT ENDS. ✓

" " OUTSIDE PLATING FROM UPPER TURN OF BILGE ✓

" " TO STRAKE BELOW SHEELSTRAKE T.R. ✓

BUTTS OF TIE PLATES D.R. ✓

" " MARGIN PLATES D.R. D.R. IN BOILER SPACE ✓

" " MIDDLE LINE STRAKE D.R. T.R. IN BOILER SPACE ✓

" " DECK PLATING D.R. S.R. AT ENDS. ✓

" " INNER BOTTOM D.R. T.R. IN BOILER SPACE ✓

" " SINGLE AT ENDS. ✓

BUTTS OF POOP BRIDGE & FOCLE SIDE PLATING D.R. ✓

" " " " STRINGER PLATES D.R. ✓

EDGES OF DH. PLATING SINGLE ✓

" " MIDDLE LINE STRAKE, SINGLE D.R. IN BOILER SPACE ✓


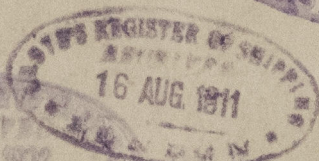

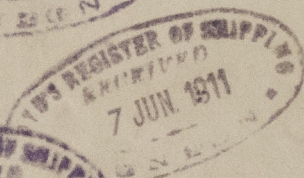

" " INNER BOTTOM PLATING SINGLE D.R. IN BOILER SPACE ✓

BUTTS + EDGES TO BE LAPPED.  
PLATES CONNECTED TO STERNPOST TO BE OF MIDSHIP THICKNESS  
BOSS PLATES 36.58



Midship Section  
Mackie & Thomson L<sup>td</sup>.  
No. 426-7

---



No. 426

T. S. S. Taguay

Dir 101 B

GLASGOW REPORT No. 30351

No. 427. 5/8" Jacuby

GLASGOW REPORT No. 31408

Lloyd's Register  
Foundation