

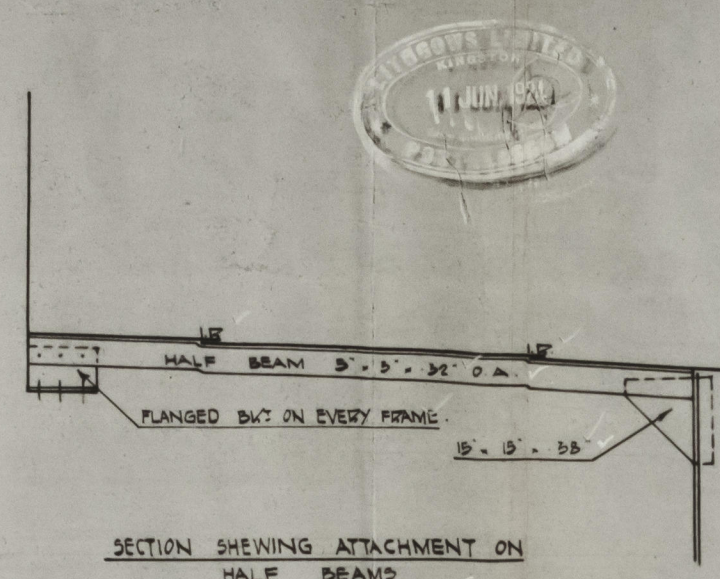
S. S. No 774 MIDSHIP SECTION.

SCALE - 1/2" = 1 FT

DIMENSIONS.
LENGTH 205.0' B.P. x 34.6' M.L. = 15.0' M.L. TO UPPER D.
TO MEET REQUIREMENTS OF CLASS B.S. *

RIVETING NOTE.

STEM. 7/8 RIVE SPACED 4" C/S TO C/S
STERNPOST. 1" RIVE SPACED 4" C/S TO C/S
FRAMED. THROUGH FRAMES & SHELL 5/8 RIVE 5/8 APART C/S TO C/S
IN AFT PEAK 1/2 RIVE 1/2 RIVE 4/8 C/S TO C/S
REV. HRS. & FLOORS 1/2 RIVE 1/2 C/S TO C/S IN ENGINE ROOM & FIVE 4/8 C/S TO C/S
BOILER ROOM 1/2 RIVE 1/2 C/S TO C/S
BEAMS. 5/8 RIVE 1/2 C/S TO C/S ON ALTERNATE FRAMES
EVERY FRAME
STRINGER PLATES. TO HAVE DOUBLE RIVETED BUTT STRAP 5/8 RIVE
FOR & AFT LANDING OF DECK PLATING SINGLE RIVETED
BUTTS OF SHELL PLATING AT SIDE FROM TURN OF BILGE LAPPED & 2 R
FOR & AFT SHELL BOTTOM BUTTS TO BE FLUSH & BUTT STRAP
FITTED SHELL LANDING DOUBLE RIVETED
BUTTS OF KEEL PLATED TO BE FLUSH & BUTT STRAP FITTED
BUTTS OF CENTRE GIRDER DOUBLE RIVETED THROUGHOUT
RIVETS THROUGH FLOOR, REV. BARS, LUGS & HORIZ. PLATE
TO BE SPACED NOT MORE THAN 4 DIAS. C/S TO C/S
BUTTS OF HORIZONTAL PLATED DOUBLE RIVETED FOR & AFT.



SECTION SHOWING ATTACHMENT ON
HALF BEAM.

EQUIPMENT.

NO.	DESCRIPTION	EACH	20% CWT.	STOCKLESS	SPARE
1	ANCHOR	17 1/2			
1	STREAM	7		EX. STOCK	
1	WEDGE	3			
30	FATHOMS 1 1/2" STUO LINK CHAIN CABLE				
60	3/4" STEEL WIRE, OR 1 1/2" STREAM CHAIN.				
90	2 1/2" MANILLA				
90	5" MANILLA				

12 JUNE 1924

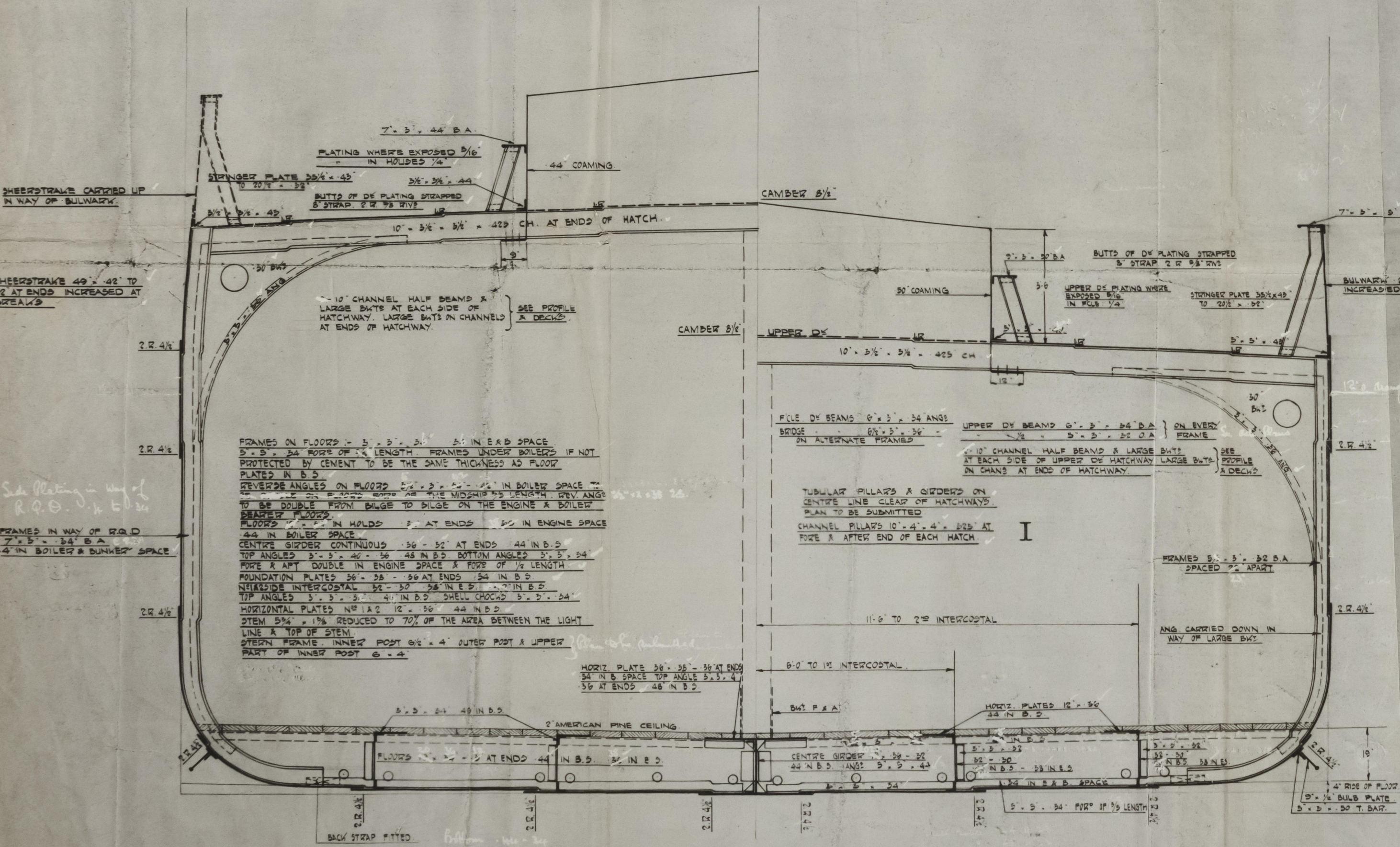


Approved

See also 1307

NO.	DESCRIPTION	QTY	UNIT	PRICE	TOTAL
105	3/4" x 3/4" x 3/4"	100	PC	0.75	75.00
105	3/4" x 3/4" x 3/4"	100	PC	0.75	75.00
105	3/4" x 3/4" x 3/4"	100	PC	0.75	75.00
105	3/4" x 3/4" x 3/4"	100	PC	0.75	75.00
105	3/4" x 3/4" x 3/4"	100	PC	0.75	75.00
105	3/4" x 3/4" x 3/4"	100	PC	0.75	75.00
105	3/4" x 3/4" x 3/4"	100	PC	0.75	75.00
105	3/4" x 3/4" x 3/4"	100	PC	0.75	75.00
105	3/4" x 3/4" x 3/4"	100	PC	0.75	75.00
105	3/4" x 3/4" x 3/4"	100	PC	0.75	75.00

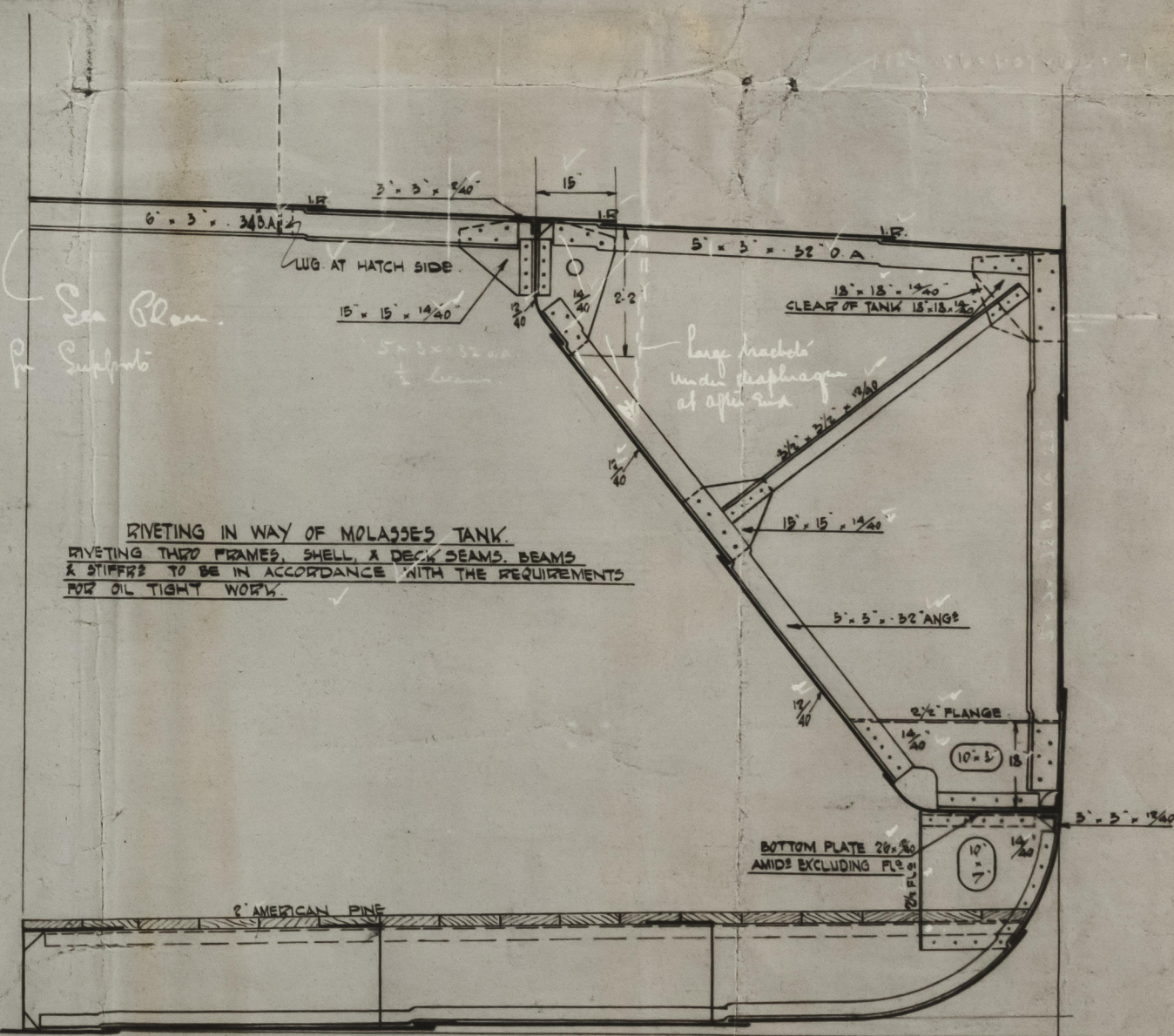
Under 690
Grade 800 800



F OUT.
SHEERSTRAKE 42" x 5" FOR
1/2" L & TO 3/4" AT ENDS
IN WAY OF R.O. DECK

E IN.
65" x 5" FOR 1/2" L & TO
3/4" AT ENDS
BUTTS LAPPED & 2 R
FOR & AFT.

D CLINKER.
54" x 5" FOR 1/2" L & TO
3/4" AT ENDS
BUTTS LAPPED & 2 R
FOR & AFT.



SECTION IN WAY OF MOLASSES TANK.

KEEL OUT
KEEL PLATE 4" x 5" x 40'
KEEL ANGLES 3" x 5" x 40'
FOR & AFT DOUBLE IN
B. SPACE & FIVE OF
1/2" LENGTH
BUTTS TO BE FLUSH STRAPPED
X TREBLE RIVETED BUTT
STRAPS 16" x 1/2" RIVETS
SPACED 3/4" DIA. APART C/S TO C/S

A CLINKER
67" x 4" FOR 1/2" L &
TO 3/4" AT ENDS

B CLINKER
67" x 4" FOR 1/2" L &
TO 3/4" AT ENDS

C CLINKER
67" x 4" FOR 1/2" L &
TO 3/4" AT ENDS

BOTTOM PLATING TO TURN OF BILGE FLUSH BUTTED
STRAPPED X TREBLE RIVETED BUTT STRAPS
14" x 1/2" FOR 1/2" RIVETS

KEEL, A & B STRAKES TO MAINTAIN MIDSHIP THICKNESS THROUGHOUT
OWNERS REQUIREMENT.

Given to Mr. Muirhead of
Lithgows by phone on 20/6/24
for Proposed Repeat of 774.

If made $205' \times 34'5 \times \frac{12'}{11'}$ draught

.02 increase on deck plating
.02 decrease on frame bar
.02 " " floor plate } of 774's
scantlings

If made $205' \times 34'5 \times \frac{13'}{11'}$ draught

.02 decrease on frame bar
.02 " " floor plate } of 774's
.04 " " sheerstrake
.02 " " side shell } scantlings

(Copy)

Midship Section

LEEWANA

Midship Section



© 2021

010866-010873-0007 1/2

Lloyd's Register
Foundation