

YARD N°494.

PROFILE AND DECK.

T. S. BOW-WELL BUCKET HOPPER DREDGER.


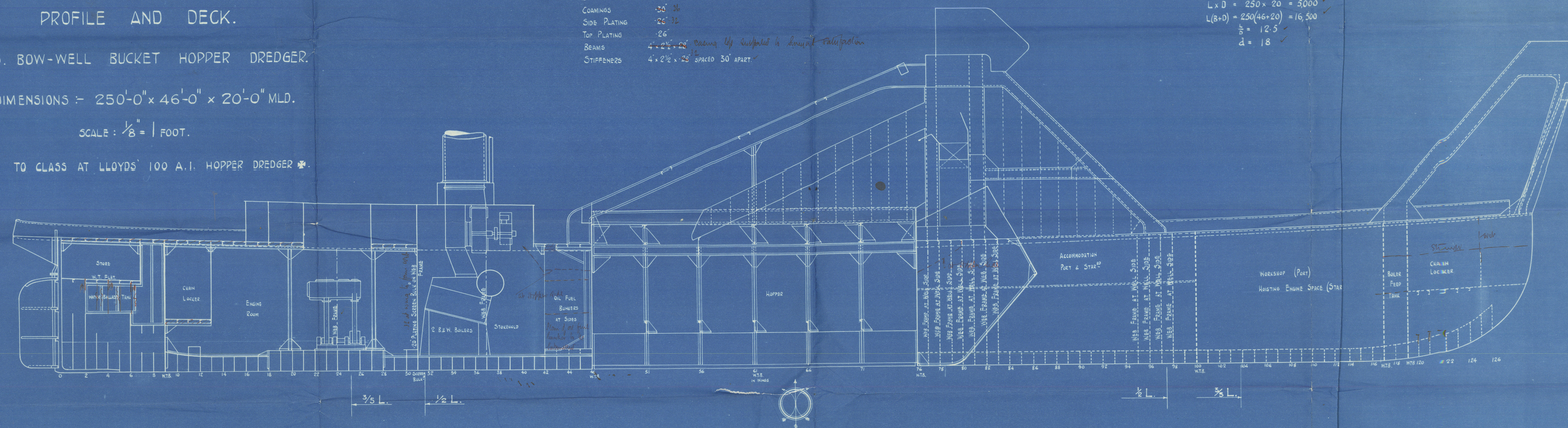
DIMENSIONS :- 250'-0" x 46'-0" x 20'-0" MLD.

SCALE : $\frac{1}{8}$ " = 1 FOOT.


TO CLASS AT LLOYDS' 100 A.1. HOPPER DREDGER.

ENGINE & BOILER CASINGS
COMINGS 30" 36"
SIDE PLATING 26" 32"
TOP PLATING 26"
BEAMS 4" x 2 1/2" x 26" casing up supported in downst. girders
STIFFENERS 4" x 2 1/2" x 26" SPACED 30" APART

LLOYDS' NUMERALS
L x D = 250 x 20 = 5000 ✓
L(B+D) = 250(46+20) = 16,500 ✓
 $\frac{L}{B} = 12.5$ ✓
d = 18 ✓



DECK PLATING.
STRINGER PLATE 45" x 48" FOR 1/2 L. AMIDSHIPS TO 35" x 36" AT ENDS.
REMAINDER 35" FOR 1/2 L. AMIDSHIPS TO 30" AT ENDS CHEQUERED EXCEPT
IN WAY OF ACCOMMODATION WHERE IT IS PLAIN.
DECK PLATING IN WAY OF HOPPER INCREASED TO 1/2" IN THICKNESS.
DECK PLATING IN WAY OF GALLEY INCREASED TO 1/4" IN THICKNESS.



494
S
J.H.C.
6-1-18

Flaming & Ferguson
Profile & Deck Plan.
No. 494.

OTAKOH

GLASGOW REPORT No 49482

Flid

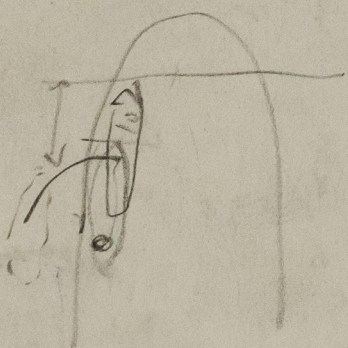
GLASGOW REPORT No 49118



© 2021

Lloyd's Register
Foundation

010783-010790-0056



© 2021

Lloyd's Register
Foundation