

SHIP NO 771.
 PROFILE & DECK PLAN.
 STEEL SINGLE SCREW MOTOR VESSEL.
 DIMS: 145'0" x 28'0" x 12'3" MLD.
 SCALE $\frac{1}{8}" = ONE FOOT.$
 TO CLASS ∇ 100. A.I. LLOYDS.

FOR BHDS & OIL FUEL BUNKERS SEE SEPARATE PLAN.

PANTING ARRANGEMENTS

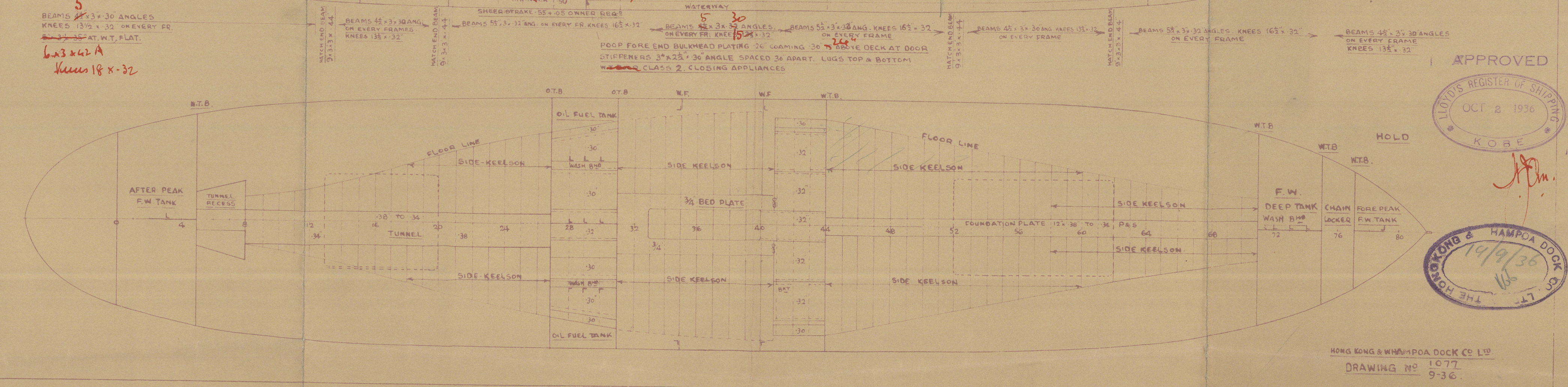
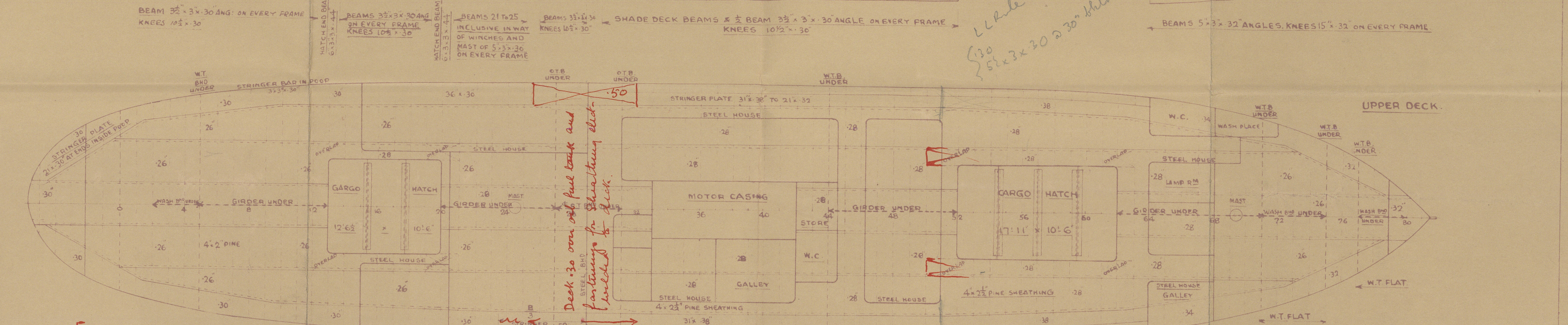

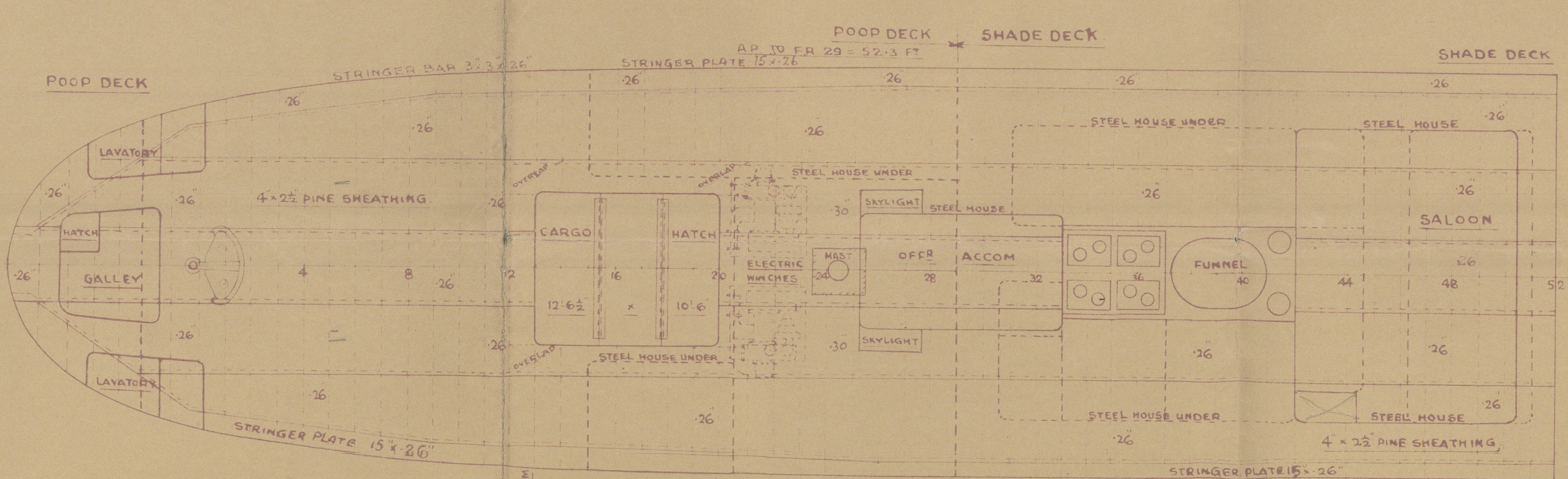
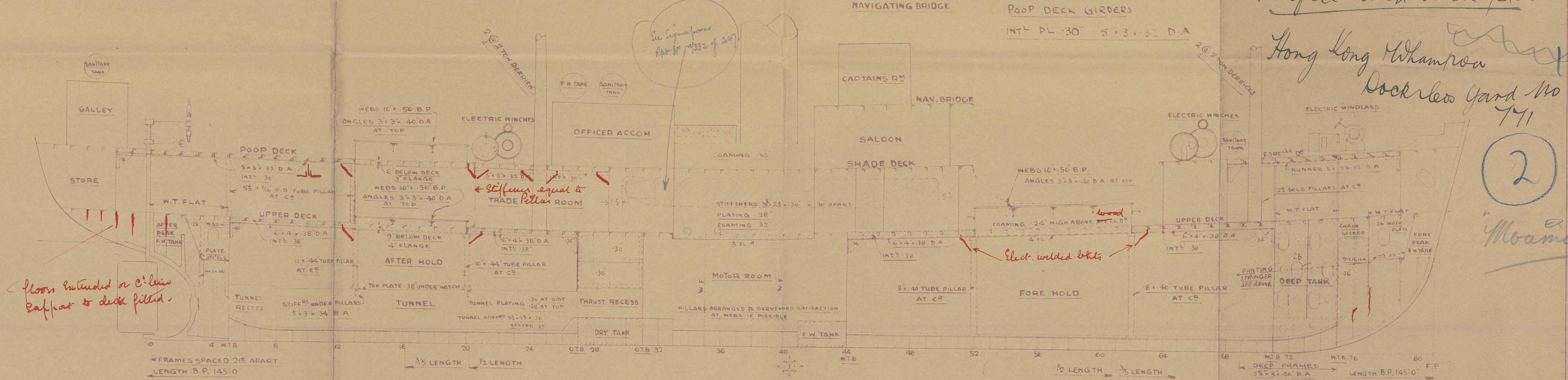
STRINGER PLATE 21 x 34 FR 75 TO STEM
 SHELL BAR 42 x 45 38
 BEAMS ON 77 & 79 OF 5 x 3 x 34 ANGLES
 DEEP FRAME 52 x 3 x 40 B.A. FR. 69 TO 74 INCLUSIVE
 INTERCOSTAL SIDE STRINGER 69 TO 75 IN LINE WITH
 PEAK STRINGER 30" INT. PLATE 3 x 3 x 30 FACE ANGLE
 AND 3 x 3 x 38 SHELL BAR

UPPER DECK GIRDERS
 INT. PL. 38 6 x 4 x 38 D.A.
 POOP DECK GIRDERS
 INT. PL. 30 5 x 3 x 32 D.A.

Profile and deck plan.

Hong Kong Whampoa Dockless Yard No 771

2 'SABURI' 'Moama'



APPROVED
 LLOYD'S REGISTER OF SHIPPING
 OCT 2 1936
 KOBÉ
 HONG KONG & WHAMPOA DOCK CO. LTD.
 1936
 DRAWING NO 1077
 9-36