

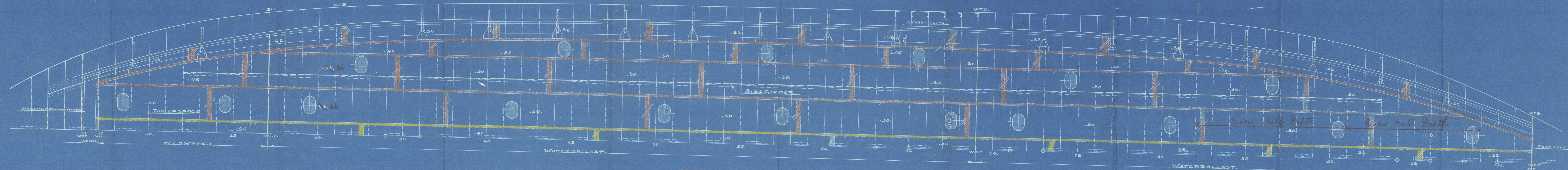
24.2.16

DOUBLE BOTTOM.

C.O. N° 31.

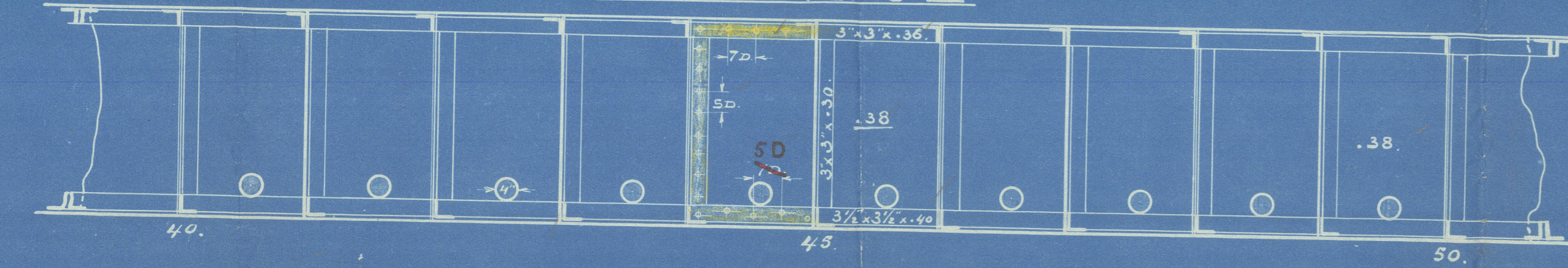
SCALE 1"=3'-4"

VERSCHURE & CO'S SCHEEPSWERF
EN MASCHINEFABRIEK - AMSTERDAM



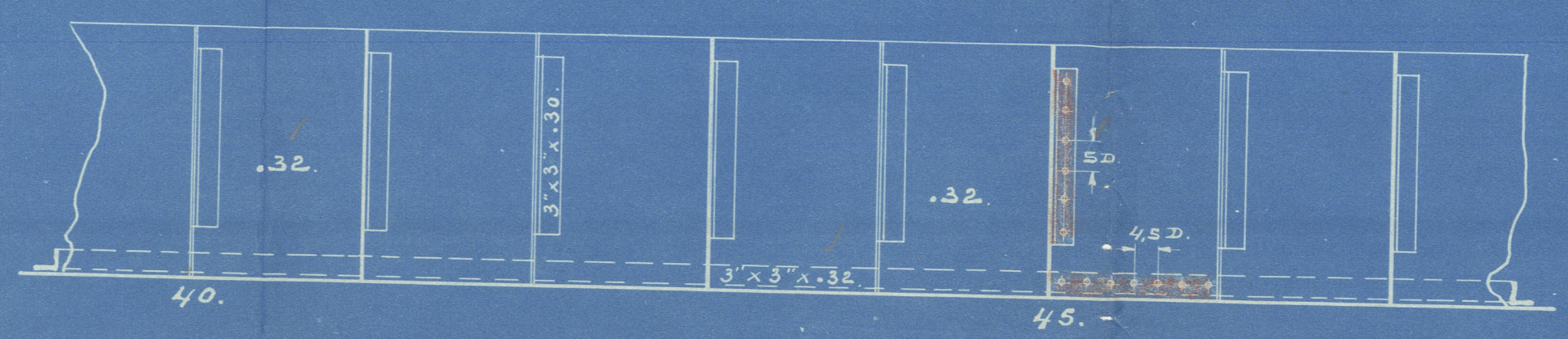
CENTER GIRDER.

SCALE 1"=1'-8"



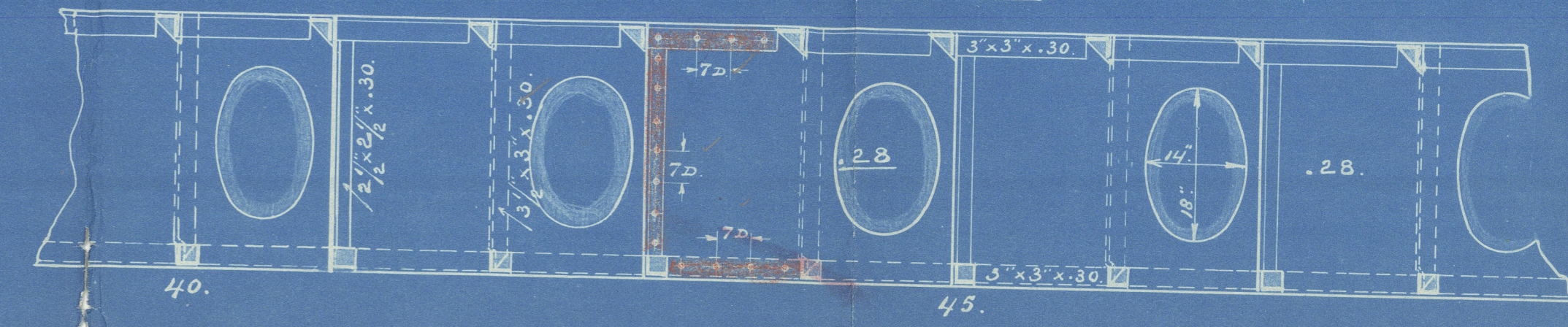
MARGIN PLATE.

SCALE 1"=1'-8"



SIDE GIRDER.

SCALE 1"=1'-8"



= 5/8" RIVETING.
 = 3/4" " " "

= W.T. FLOORS.
 = FLOORS.
 = INTERMEDIATE FLOORS.
 = PILLARS.

Jul 24.2.16

plan 6

Verschure & Co.

S. S. N° 31.

Double Bottom




S S "Herminea"

Amsterdam 7280.

D. 13

VERSCHURE & CO'S
SCHEEPSWERF EN MACHINEFABRIEK
010283-010282-0004

010283-010282-0004



© 2021

Lloyd's Register
Foundation