
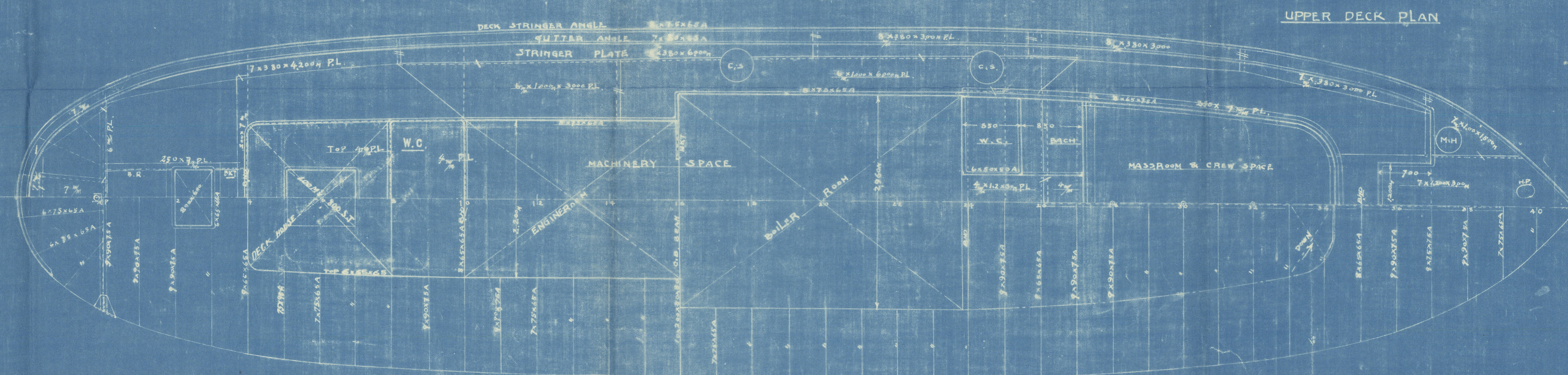



HULL NOS 961-2 STRUCTURAL ARRANGEMENT.

SCALE 1/40 METRES



RIVETING NOTE:-

DESCRIPTION:	φ-RIVETS	MAX. PITCH
BUTTLAP OF DK. STRINGER PL.	16 ^φ DIA	3.5 φ DOUBLE
1/4 OF DK. PLATES	16 ^φ	4 φ
SEAM OF DK. PLATES	16 ^φ	4.5 φ
STRINGER ANGLE TO DK.	16 ^φ	1
GUTTER ANGLE TO DK.	16 ^φ	5 φ
DK HOUSE COAMING BOUNDARY ANGLE	16 ^φ	5 φ
BEAMS TO DECK	16 ^φ	6-6.5 φ
BHD BEAM & BOUNDARY ANGLE	16 ^φ	5 φ
CENTER GA. TOP & BOTTOM ANGLE	16 ^φ	5 φ
MAIN FRAMES TO FLOOR PL.	16 ^φ	7 φ
BOTTOM ANGLE TO FLOOR (ENG SPACE)	16 ^φ	6 φ
REVERS FRAME TO FLOOR	16 ^φ	6-7 φ
MAIN FRAME SHELL	19-16 ^φ	7 φ
" " " FORE 1/4 L	16 ^φ	6 φ

APPROVED

1000'S REGISTER OF SHIPS
JAN 20 1987

Signature

© 2021

Lloyd's Register
Foundation

Plan of alteration to construction plan
for
Ishibashi Ironworks
Yard nos 961/2.

★
Amichuk.
Sachalin In ab.



© 2021

Lloyd's Register
Foundation

004721-004729-0169