



No 472

CONSTRUCTION PROFILE & DECK PLANS.

SCALE 1/8" TO 1'-0"

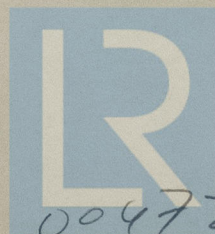


W 472

3/5^u HOLLAND MARU.

Constn Profile & Decks.

Tube No 2721.



© 2021

Lloyd's Register

00472 | Foundation 47290061