

SHIP No 1127

RUDDER

SCALE: 1/8" = 1 FT. 1/4" = 1 FT. C-3-5

GEN. BOX No 599



MATERIALS	
RUDDER HEAD & MAIN PIECE	FORGED STEEL
RUDDER ARMS	CAST STEEL
PARTICULARS	
TOTAL RUDDER AREA	217.9# (65.5)
SERVICE SPEED	15 KTS
AREA ABOARD THE CENTRE LINE OF PINTLES	180.5#
A x D	7.34
D	4.06'

DETAILS OF PINTLE & ETC.

SCALE 2" = 1 FT.

PINTLE & GUDGEON

B & C

SCALE 2" = 1 FT.

DETAIL OF ARM

E

SCALE 2" = 1'

BOTTOM PINTLE & GUDGEON

SCALE 2" = 1 FT.

COUPLING BOLTS

SCALE 2" = 1 FT.

SCALE 1/2" = 1'-0"

COUPLING


LOCK PINTLE & GUDGEON

SCALE 2" = 1 FT.

END THICKNESS OF ALL ARMS 1 1/2"

BASE LINE

CENTRE LINE OF PINTLES




SHIP No 1127.


RUIDER

SCALE:- 1" = 1 FT.
1/2" = 1 FT.
1/4" = 1 FT.
C-3-5

GEN. BOX No 599



D = 5/8" SPLIT PIN.



Reg. No. 124

"Kiiyo Maru"

No 6879



© 2020

Lloyd's Register
Foundation

004711-009720-0105