


— PROFILE & DECK PLANS. OF S.S. N^o 56 —

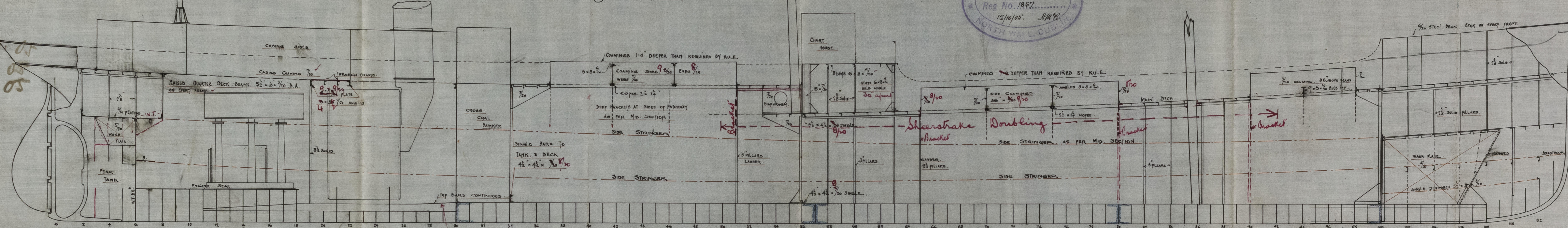
— To LLOYD'S. 100 A.I. CLASS. —

DIMENSIONS 220' x 34' x 15' 6" M.T.D.

SCALE 1/8" = ONE FOOT.



17.10.05
31.10.05
4.11.05



3/4 L

3/6 L

1/2 L

Longitudinal strength to be maintained to Surveyors satisfaction.

1/2 L

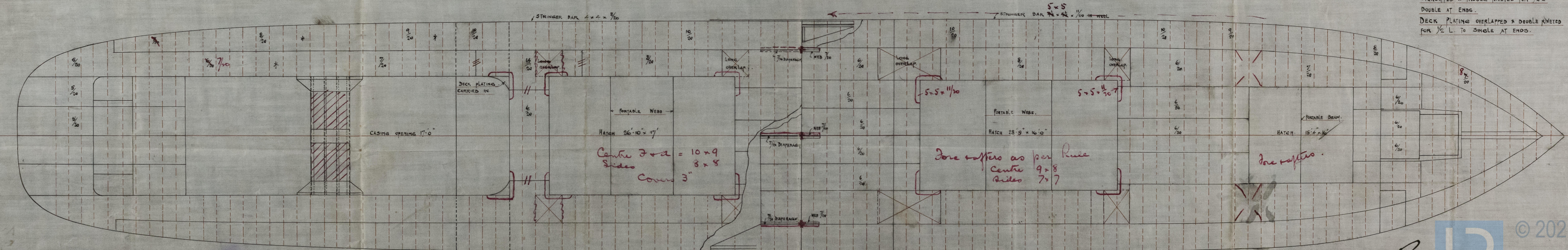
1/2 L

3/6 L

Bottom forward strengthened as per Rule to 1/20 L. abt. stem.

APPROXIMATE TONNAGE COEFF. 76

BUTTS OF DECK STRINGER PLATE OVERLAPPED & TREBLE RIVETED FOR 1/2 L DOUBLE AT ENDS. DECK PLATING OVERLAPPED & DOUBLE RIVETED FOR 1/2 L TO SINGLE AT ENDS.



Centre 7 x 2 = 10 x 9 Sides 8 x 8 Cover 3"

One rafter as per Rule Centre 9 x 8 Sides 7 x 7

One rafter

C.B.
17.10.05



© 2021 Lloyd's Register Foundation

009655-009666-0131

009655-009666-0181

Thorne

٢٠٠