


Copenhagen Report No. 7252.

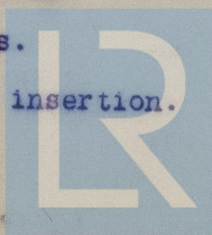


List of Spare Gear for the Machinery of
Steel screw Motor Vessel Yard No. 138 by Messrs. Société des
Ateliers et Chantiers de France, Dunkirk.

Engine No. 1222 by Messrs. Burmeister & Wain, Copenhagen
designated "SAGA II".

Main Diesel Oil Engine.

- ✓ 1 pair of main bearing brasses.
- ✓ 2 main bearing studs and nuts.
- ✓ 1 pair of connecting rod bottom end brasses.
- ✓ 2 connecting rod bottom end bolts and nuts.
- ✓ 1 pair of connecting rod top end brasses.
- ✓ 2 connecting rod top end bolts and nuts.
- ✓ 18 coupling bolts and nuts for the crank shaft coupling.
- ✓ 6 studs and nuts for the thrust shaft coupling.
- ✓ 1 cylinder cover with studs and nuts for fastening of valves,
cylinder liner, cooling water jacket etc.
- 1 set of studs and nuts for one cylinder cover.
- ✓ 1 piston complete with packing rings and studs & nuts for fastening
the piston rod.
- ✓ 16 piston packing rings.
- ✓ 2 piston scraping rings.
- ✓ 3 oil fuel injection valves complete, ready for insertion.
- ✓ 3 valve spindles for the oil fuel injection valves.
- ✓ 3 valve seats for the oil fuel injection valves.
- ✓ 4 packing rings for the oil fuel injection valve spindles.
- ✓ 3 safety caps for the oil fuel injection valves.
- ✓ 1 valve spindle for the oil fuel overflow valves.
- ✓ 1 air inlet valve complete ready for insertion.
- ✓ 1 valve spindle for the air inlet valves.
- ✓ 1 valve seat for the air inlet valves.
- ✓ 6 exhaust valves complete, ready for insertion.



© 2021

Lloyd's Register
Foundation

009590-009600-0233 1/5

2.

- ✓ 2 valve discs for the exhaust valves.
- ✓ 1 starting air valve complete, ready for insertion.
- ✓ 1 valve spindle for the starting air valves.
- ✓ 1 guide roller with bolt for the oil fuel injection valve gear.
- ✓ 1 guide roller with bolt for the air inlet valve gear.
- ✓ 1 guide roller with bolt for the exhaust valve gear.
- ✓ 1 safety valve for the cylinder cover complete, ready for insertion.
- ✓ 1 valve chest for the cylinder cover safety valves.
- ✓ 1 valve disc for the " " " "
- ✓ 1 plunge piston for the oil fuel pump.
- ✓ 1 suction valve for the oil fuel pump.
- ✓ 1 delivery valve for the oil fuel pump.
- ✓ 4 packing rings for the oil fuel pump pistons.
- ✓ 1 suction valve disc for the main engine bilge pump.
- ✓ 1 delivery valve disc for the main engine bilge pump.

Main Air Compressor.

- ✓ 1 pair of connecting rod bottom end brasses.
- ✓ 1 pair of connecting rod top end brasses.
- ✓ 4 L.P. piston packing rings.
- ✓ 5 M.P. piston packing rings.
- ✓ 7 H.P. piston packing rings.
- ✓ 1 M.P. piston scraping ring.
- ✓ 1 H.P. piston scraping ring.
- ✓ 3 L.P. suction valves complete with springs etc.
- ✓ 3 L.P. delivery valves " " " "
- ✓ 1 M.P. suction valve " " " "
- ✓ 1 M.P. delivery valve " " " "
- ✓ 1 H.P. suction " " " "
- ✓ 1 H.P. delivery valve " " " "
- ✓ 3 L.P. suction valve discs.
- ✓ 3 L.P. delivery valve discs.
- ✓ 1 M.P. suction valve disc.
- ✓ 1 M.P. delivery valve disc.



© 2021

Lloyd's Register
Foundation


0233 2/5

3.

- ✓ 1 H.P. suction valve disc.
- ✓ 1 H.P. delivery valve disc.
- ✓ 1 H.P. copper air cooling coil with flange and union ready for fitting.
- ✓ 2 safety caps for the starting air piping.

Auxiliary Diesel Oil Engines.

- ✓ 1 pair of main bearing brasses.
- ✓ 2 main bearing studs and nuts.
- ✓ 1 pair of connecting rod bottom end brasses.
- ✓ 2 connecting rod bottom end bolts and nuts.
- ✓ 1 connecting rod top end bush.
- ✓ 1 set of studs and nuts for one cylinder cover.
- ✓ 6 piston packing rings.
- ✓ 1 piston scraping ring.
- ✓ 1 air inlet valve complete, ready for insertion.
- ✓ 1 guide roller for the valve levers to air inlet valves.
- ✓ 1 oil fuel injection valve complete, ready for insertion.
- ✓ 1 valve spindle for the oil fuel injection valve.
- ✓ 1 packing " " " " " "
- ✓ 3 packing rings for the oil fuel injection valve spindles.
- ✓ 2 safety caps for the oil fuel injection valve.
- ✓ 1 guide roller for the valve lever to oil fuel injection valves.
- ✓ 1 exhaust valve complete, ready for insertion.
- ✓ 2 valve discs for the exhaust valves.
- ✓ 1 guide roller for the valve lever to exhaust valves.
- ✓ 1 starting air valve complete, ready for insertion.
- ✓ 1 valve chest for the safety valves to cylinder covers.
- ✓ 1 valve spindle " " " " " "
- ✓ 1 plunger piston for the oil fuel pumps.
- ✓ 1 suction valve " " " " "
- ✓ 1 delivery valve " " " " "
- ✓ 3 packing rings " " " " " pistons.




© 2021

Lloyd's Register
Foundation

Auxiliary air compressor.

- ✓ 4 L.P. piston packing rings.
- ✓ 6 H.P. " " "
- ✓ 2 L.P. piston scraping rings.
- ✓ 1 H.P. piston scraping ring.
- ✓ 8 H.P. piston intermediate rings.
- ✓ 1 L.P. suction valve complete, ready for insertion.
- ✓ 1 L.P. delivery valve complete, ready for insertion.
- ✓ 1 H.P. suction valve complete, ready for insertion.
- ✓ 1 H.P. delivery valve complete, ready for insertion.
- ✓ 1 H.P. copper air cooling coil with flange and union ready for fitting.
- ✓ A number of springs suitable for all sizes used at the main and auxiliary engines and the air compressors.
- ✓ A number of assorted india rubber packing rings suitable for each size used at the main and auxiliary engines and the air compressors.
- ✓ 5 valve spindles to the valves at the high pressure injection air receivers.
- ✓ Various lengths of pipes of sizes suitable for the fuel delivery and the blast pipes to cylinders, and the air delivery from the compressors to the receivers, with unions, cone-ends and flanges suitable for each size used.
- ✓ A quantity of "Krupps" and "Palmetto" patent packing material.
- ✓ A quantity of assorted bolts and nuts.
- ✓ One wing with guide blocks for the rotary ballast pump.
- ✓ 2 suction valves complete for the bilge and sanitary pump.
- ✓ 2 delivery " " " " " " "
- ✓ 1 ball bearing for the bilge and sanitary pump.
- ✓ 1 spring for the escape valve to bilge and sanitary pump.
- ✓ 2 ball bearings for the cooling water pump.
- ✓ 1 ball bearing for the lubrication oil pump.



© 2021

Lloyd's Register
Foundation

5.

✓ Springs for escape valves to the lubricating oil pump, fuel
oil transfer pump and the lubricating oil fitter.

✓ 1 spring to the safety valve on the starting air receiver.

Electric generators and motors.

✓ 1 set of carbon brushes and $\frac{1}{2}$ set of brush holders for the 33
K.W. generators.

✓ 1 set of carbon brushes, $\frac{1}{2}$ set of brush holders and one ball
bearing for the 13 H.P. electro motors.

✓ 1 set of carbon brushes, $\frac{1}{2}$ set of brush holders and one ball
bearing for the 9 H.P. electro motors.

✓ 1 set of carbon brushes, $\frac{1}{2}$ set of brush holders and one ball
bearing for the 2 H.P. electro motors.

21.2.27
J.C.



© 2021

Lloyd's Register
Foundation

0233 5/5