

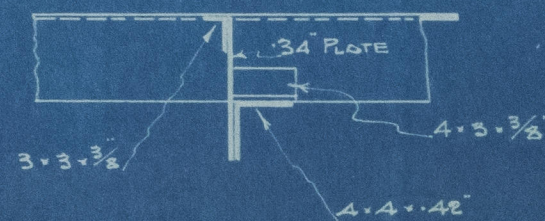
PROFILE AND DECK PLAN

DOUBLE-ENDED FERRY STEAMER 5, Y.413.4.

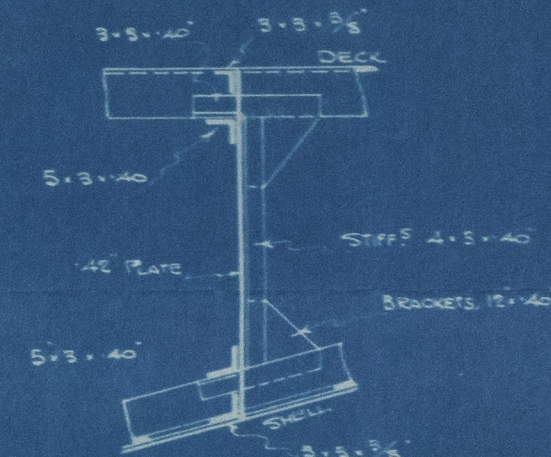
DIMENSIONS, 187'-0" B.P. x 35'-6" MLD x 14'-0" MLD.

To CLASS 100.A.I. FOR FERRY SERVICE IN SYDNEY, N.S.W.


SCALE 1/8 INCH = 1 FOOT.



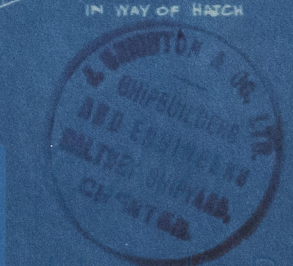

SECTION THRU DECK GIRDER
IN WAY OF BEAMS 8-27 AND 66-85



SECTION THRU NON-WT. LONG BULKHEADS
IN FORE AND AFTER PEAKS



Drawing No. 2/413



Profile of Bank Plans

2 Builders &

413 - 14

S. S. "KALANG"

LIVERPOOL:

Report No. 90094

S. S. Karakara

LIVERPOOL:

Report No. 90478



© 2021

Lloyd's Register
Foundation

004535-004543-0173