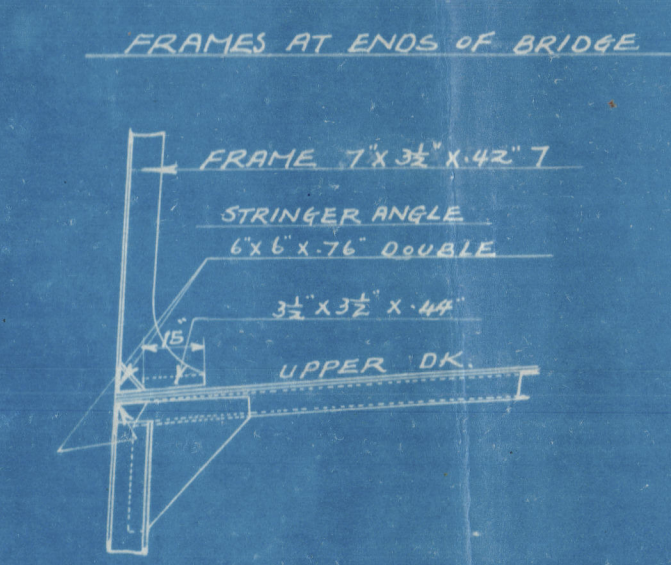


—N° 362—
—CONSTRUCTION PLAN (B).—


SCALE 1/8 INCH TO ONE FOOT.



UPPER DECK (1/2" WOOD SHEATHING)

SECOND DECK (NO SHEATHING EXCEPT NO 7-20 & NO 186-197 WHERE 3" WOOD)

THIRD DECK (NO SHEATHING)



C.B.
27.3.12.

H a.

Construction Plan (a)

Kawasaki. 362

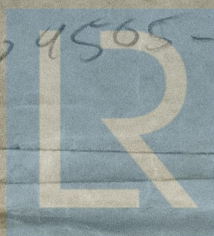
J. S. S. "Kashima Maru"

Kobe Rep. No 1330

n/n "Kasima Maru"



004565-004513-0186



Lloyd's Register
Foundation