


Freeboard Particulars.

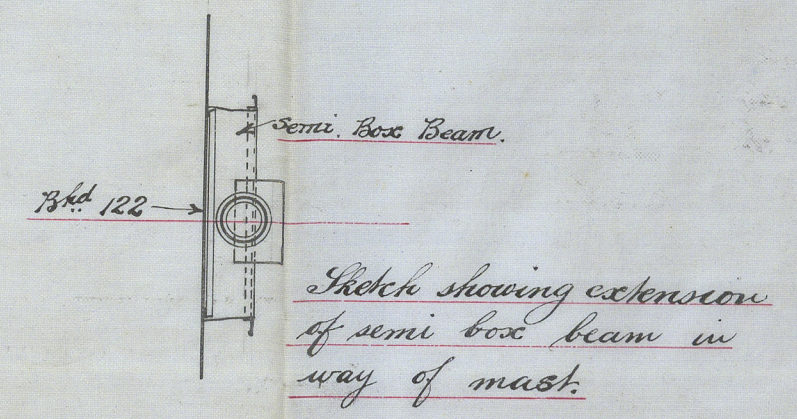
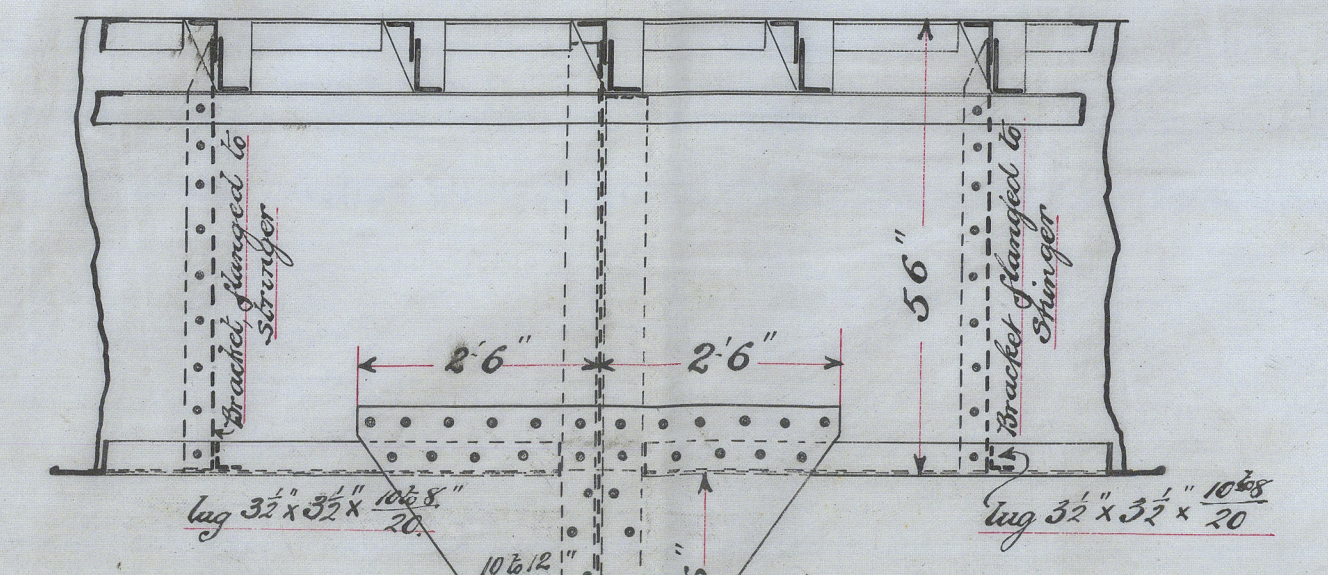
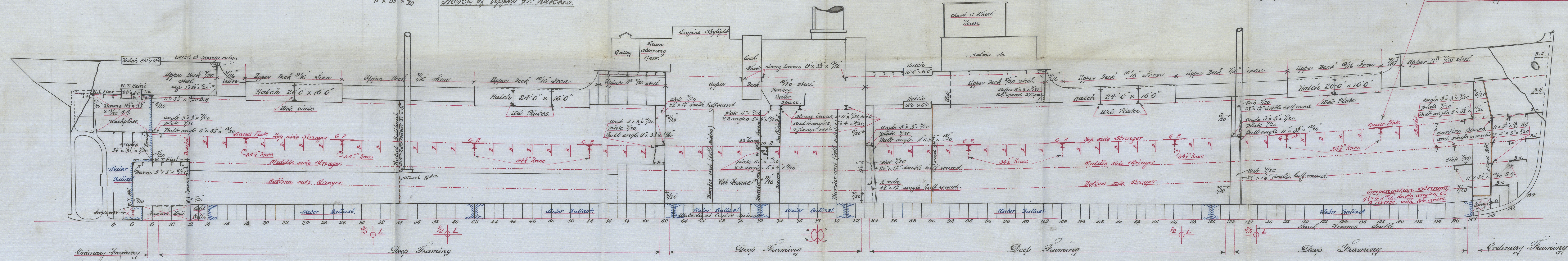
Length on load water line.	312'6"
Depth moulded to upper deck	23'3"
Displacement Coefficient (estimated)	825
Length of erections.	157'10"
Sheer forward	94"
Mean Sheer	44"
Sheer at 1/2 length from stern.	69"
Mean sheer at 1/2 length	51 1/2"
Mean sheer at 1/4 length	24"
Mean sheer at 3/4 length	34 3/4"

Length = 30'10"
 Breadth = 34'0"
 Depth = 33'0"
 157'10"



"Kastrena" Profile of Steel Screw Steamer No 120 To class 100A at Lloyd's. 3 Deck Rule, One Deck Scale 1/8" = 1 foot.

20' 10" 1/2
 34' 0" 1/2
 33' 0" 1/2
 157' 10"




Amended Profile

No. 120

"Tuzla"

S/S Kostina
Guspt no 19668



© 2020

Lloyd's Register
Foundation

009493-009504-0130