

S.S. 207 & 208. Profile.

Length between Pers... 408.0"
Breadth moulded... 52.6"
Depth moulded... 30.9"

$\frac{1}{2}$ Girth = 54.20
 $\frac{1}{2}$ Breadth = 26.25
Depth... = 31.84

Number for frames $112.29 - 7.00 = 105.29$

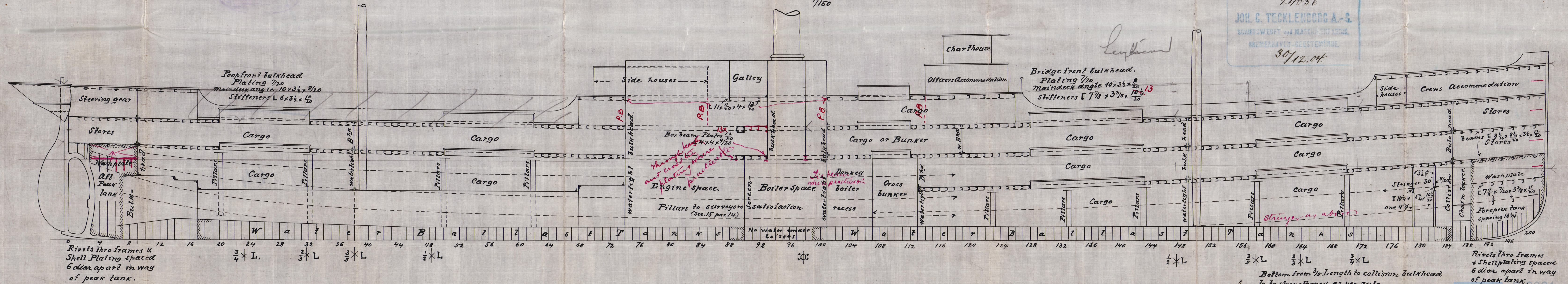
Number for plating $105.29 + 408 = 42958$

$L \div D = 12.81$

$L \div B = 7.77$

Class: Lloyd's 100 A.1. Steel Threedeckrule. Deep framing.

1/150




24056
JOH. G. TECKLENBURG A.-S.
SCHIFFSWERFT und MASCHINENBANK
BREMERHAVEN-GERSTMÜNDE
30/12.04.

J.H.
11/1/05

Bottom from 3/5 Length to collision bulkhead to be strengthened as per rule.


Rivets thro frames & shell plating spaced 6 dia. apart in way of peak tank.



H. Keever

Bhn 1107

S. J. Westfaler
1125

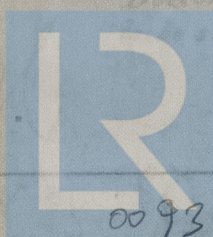


Now 112.04

*Inspected and
certified
correct*
WEISSESEE

Ex BULLA -

D 64 T



© 2021

Lloyd's Register

Foundation

009347-009349-0281