

S.S. "DELACOA MARU."

MIDSHIP SECTION.

SCALE 1/2 INCH TO ONE FOOT.

EQUIPMENT NUMBER.

L x (B x D) 420' x (56' x 30' 5") 36,330.00
TWEEN DECK & FOLE (420' x 8' 1/2" x 7' 5") 2,781.56
DK ERECTIONS (75' x 8' 1/2" x 7' 5" x 2' 6") 1,320.34
39,632.50

EQUIPMENTS.

3 BOWER ANCHORS (STOCKLESS) 4 1/2 CWT'S EACH
1 STREAM " (ORDINARY) 15 " EX STOCK
1 KEDGE " (ORDINARY) 8 " " "
STUD CHAIN CABLE 2 1/2" DIA 210 FMS
STEEL WIRE (FOR STREAM) 5, 90 FMS
" (TOW LINE) 5 1/2, 120 FMS
" (HAWSEERS) 2-2 1/2, 90 FMS EACH
MAINLARD (WARP) 2-7, 90 FMS EACH

PRINCIPAL DIMENSIONS.

LENGTH B.P. 420'-0"
BREADTH MLD. 56'-0"
DEPTH MLD. 28'-6"
DEPTH TO SHELTER DK. 38'-6"

SCANTLING NUMBERS.

B 56
Q TO SH. DK - 8' 30.5
86.5 TRANSVERSE NUMBER
L 420
36,330 LONGITUDINAL NUMBER.
D' 24'-10"
-10' 1/2 EXCESS OF HEIGHT OF TANK SIDE BRACKET.
24'-0" FOR FRAME
D' ABOVE TUNNEL RECESS 19'-4"

PROPORTION.

1/6 TO UPPER DECK 14.74
" TO SHELTER DECK 10.41
LLOYD'S CLASS 100 A 1

STEM 10 1/2 x 2 1/2 FORGED STEEL
STERN FRAME PROPELLER POST 10 1/2 x 8, RUDDER POST 9' x 8
CAST STEEL AS PER PLAN
RUDDER SINGLE PLATE TYPE AS PER PLAN
FRAMING:-
SPACING 30" APART FROM AFT PEAK B.M. TO 3/8 L & FORWARD
27 " " 1/2 L & FORWARD TO COL. B.M.
24 " " IN BOTH PEAKS.

FRAME IN AFT PEAK 8' x 3 1/2 x 4 1/2 B.A. EXTENDED TO UPPER & SHELTER DK. ALTERNATELY, INTERMEDIATE FRAME 5' x 3 1/2 x 50' A.
IN WAY OF TUNNEL RECESS 8' x 3 1/2 x 50' B.A. FRAMES, EXTENDED
TO SHELTER DECK 3 1/2 x 3 1/2 x 40' A. REVERSED
FRAMES, EXTENDED TO UPPER DECK.

IN FORE PEAK 8' x 3 1/2 x 4 1/2 B.A. MAIN FRAMES EXTENDED TO FOLE
DECK AND SHELTER DECK ALTERNATELY
INTERMEDIATE FRAME 5' x 3 1/2 x 50' ANGLE SCARFED TO MAIN FRAME.

ELSEWHERE 9' x 3 1/2 x 52' B.A. FRAMES, EXTENDED TO SHELTER
DK (FOLE DECK AND SHELTER DECK ALTERNATELY, INTERMEDIATE ANGLE SCARFED TO MAIN FRAME IN WAY OF FOLE.
5' x 5' x 50' A. REV. FRAMES, EXTENDING TO
UPPER DECK, FOR 30' x 30' SEE SKETCH.

WEB FRAMES TO BE FITTED IN MACHINERY SPACE, DEEP TANK & FORE HOLD.
FLOOR PLATE IN PEAK 40' x 40'
TRANSOM PLATE 48' x 48'

WATERTIGHT BULKHEADS:-

8 IN NUMBER ALL EXTENDING TO SHELTER DECK EXCEPT AFT. PEAK & BT
BULKHEADS, WHICH STOPS AT UPPER DECK. VERTICAL STIFFENERS
TO BE SPACED 30" APART THROUGHOUT IN HOLD AND TWEEN DECK, AND
2' ON COLLISION, DEEP TANK & AFT PEAK TANK. B.M.
ALL HOLD STIFFENERS TO BE BRACKETED AT HEELS AND HEADS.

BULKHEAD IN HOLD.

FRAME NO.	THICK OF PLATE AT TOP	CONNECTING ANGLE (SINGLE)	VERTICAL BUILT STIFFENERS
10	30	4 1/2 x 3 1/2	5' x 5' x 50' S
34	30	4 1/2 x 3 1/2	5' x 5' x 50' S
51	30	4 1/2 x 3 1/2	5' x 5' x 50' S
62	30	4 1/2 x 3 1/2	5' x 5' x 50' S
83	30	4 1/2 x 3 1/2	5' x 5' x 50' S
104	30	4 1/2 x 3 1/2	5' x 5' x 50' S
133	30	4 1/2 x 3 1/2	5' x 5' x 50' S
164	30	4 1/2 x 3 1/2	5' x 5' x 50' S

COLLISION B.M. STIFFENERS IN UPPER TWEEN DECK 4' x 3' x 48' A.
DO. LOWER 5' x 3' x 48' A.

AFT PEAK B.M. STIFFENERS 9' x 3 1/2 x 56' B.A.

TWEEN DECK B.M. PLATE 28' STIFFENERS 4' x 3' x 54' A.

SPACED 30" - 24" ON PEAK BULKHEADS

DEEP TANK B.M. (EYES) 14' STIFFENERS 2' x 1' x 50' B.A. PLATE FOR 30' x 30' B.M.

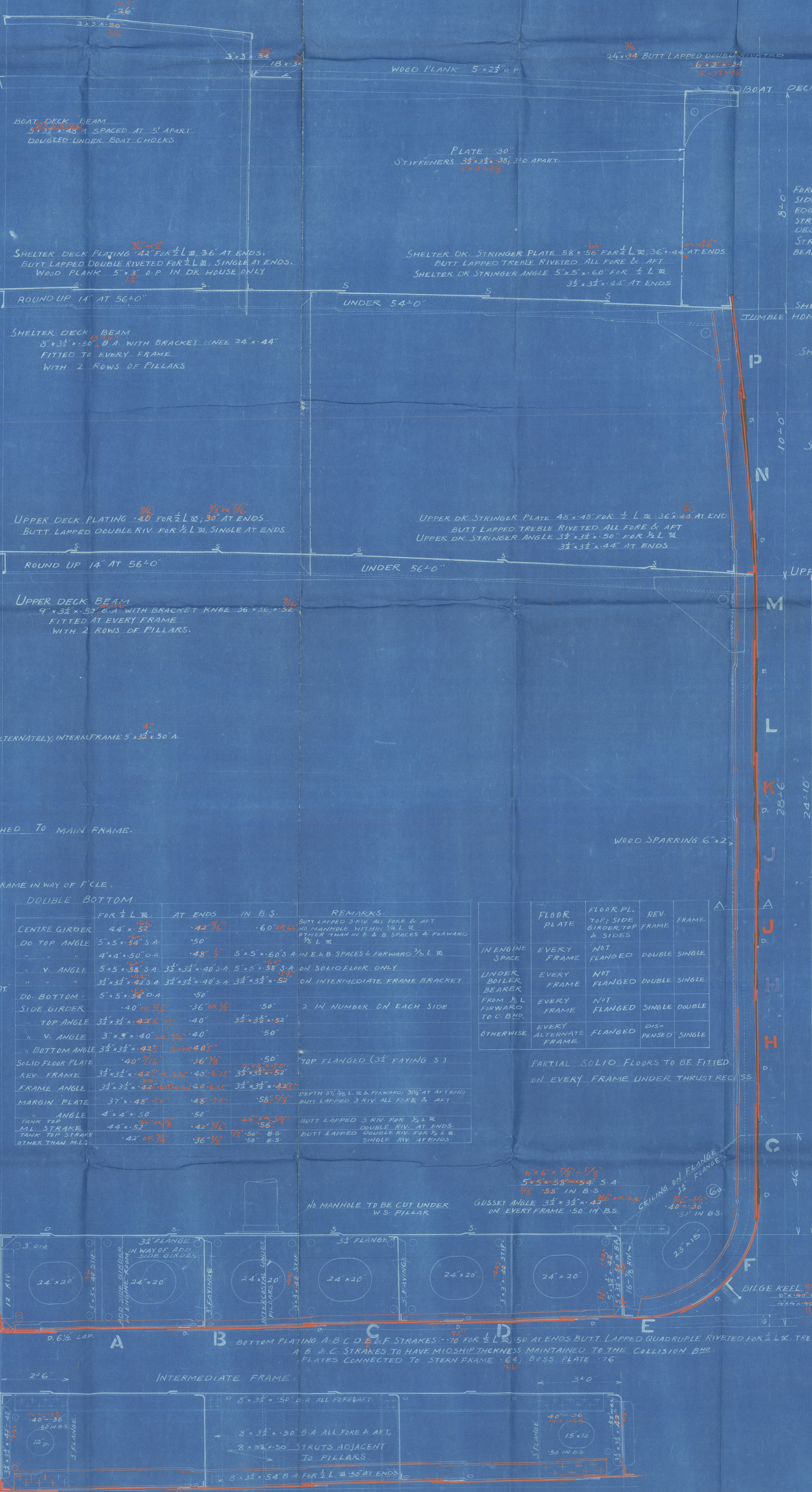
SHAFT TUNNEL FLAT PLATE 46' CURVED PLATE 38' AND 48' UNDER MATCH WAYS

STIFFENERS 5' x 3' x 48' ANGLE WITH REVERSED BAR 3' x 3' x 30' ANGLE AT 36 SPACE

FLAT PLATE KEEL 48' x 12' WITH BRACE PLATE TO FOR L & 74 AT ENDS

BUTT OF KEEL & KEEL DOUBLING PLATE SINGLE STRAP TREBLE RIVETED

BUTT LAPPED TREBLE RIVETED AT ENDS



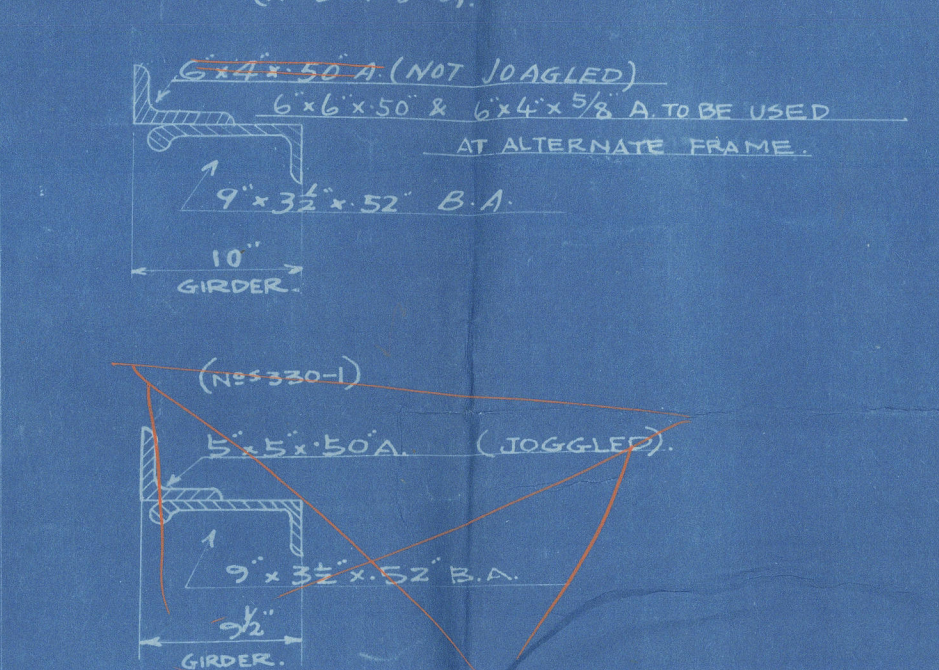
FORECASTLE:-
SIDE PLATE 48' BUTT LAPPED DOUBLE RIV.
ROOF SINGLE RIVETED
STRINGER PLATE 36' x 36' BUTT DOUBLE RIV.
DECK PLATING 26' DECK PLANK 3' O.P.
STRINGER ANGLE 3 1/2 x 3 1/2 x 36' B.A.
BEAM 8' x 3 1/2 x 44' B.A. AT EVERY FRAME
WITH KNEE 2 1/2 x 4 1/2 x 36'

SHEER STRAKE 48' x 72' FOR 1/2 L & 48' AT ENDS;
10' x 46' IN PEAKS, BUTT LAPPED QUADRUPLE RIV.
FOR 1/2 L & TREBLE AT ENDS.

STRAKE BELOW SHEER STRAKE
60' x 68' FOR 1/2 L & 48' AT ENDS;
10' x 46' IN PEAKS, BUTT LAPPED QUADRUPLE RIV.
FOR 1/2 L & TREBLE AT ENDS.

OUTSIDE PLATING G, H, J, K, L & M STRAKES
68' FOR 1/2 L & 48' AT ENDS; 46' IN PEAKS
BUTT LAPPED TREBLE RIVETED
ALL FORE AND AFT.

SECTION OF FRAME AT A-A



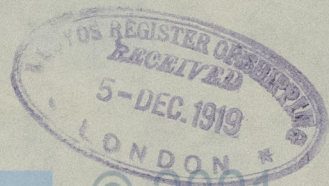
"Delagoa Maru".

Midship Section.

S. S. No. 328.

Mitsubishi Zosen Kaisha.

Nagasaki Report No. 1259.



© 2021

Lloyd's Register
Foundation

009278-009286-0185