

# S N° 250-2

## U.S.S.R. OIL BARGE

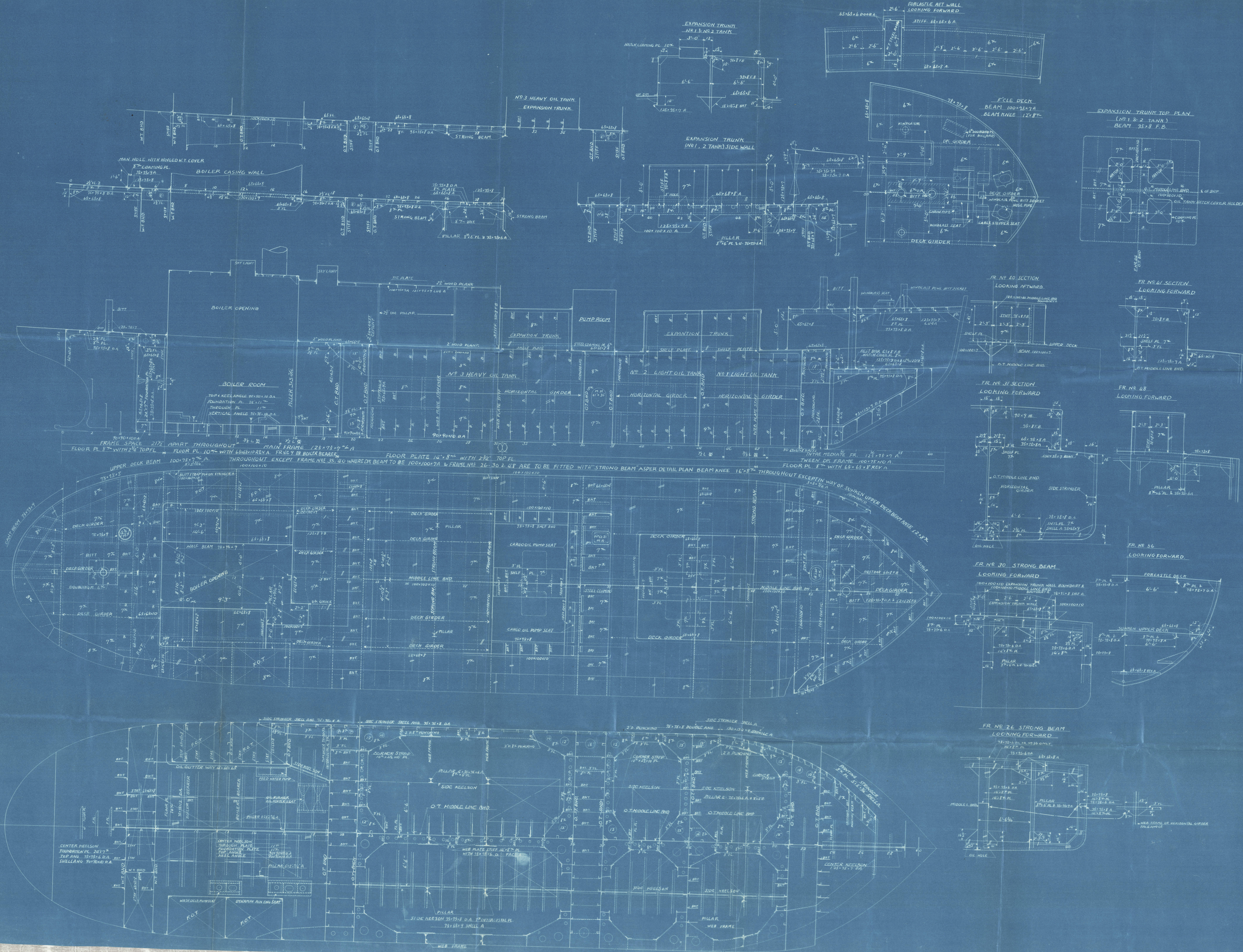
### CONSTRUCTION PROFILE AND DECK PLAN FINISHED

SCALE 1/4" TO 1'-0"

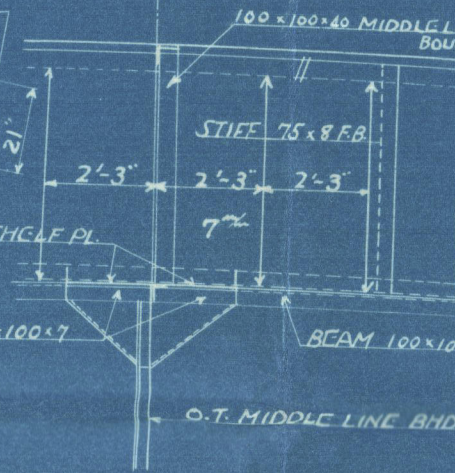
Register Report No. 2224  
No. 2225  
No. 2226

#### RIVETING NOTE

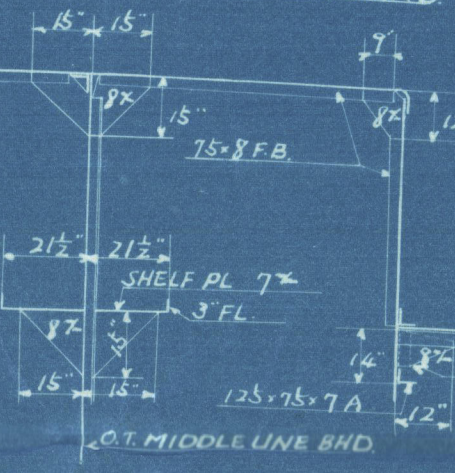
ENDLAP OF STRINGER PL.	3/4"
PL. WHERE TO BE OT.	3/4"
ELSE WHERE	1/2"
EXPANSION TRUNK PL.	3/4"
BULHEAD PL.	3/4"
FLOOR PL.	1/2"
SEAM OF DL PL. WHERE TO BE OT.	3/4"
ELSE WHERE	1/2"
EXPANSION TRUNK PL.	3/4"
BULHEAD PL. (IN WAY OF OT BND. 22" DIA.)	3/4"
OT BND. BULHEAD BOUNDARY ANGLE TO DL PL.	5" EACH SIDE
(FOR 15" DIA.)	5"
(FOR 15" DIA.)	5"
(FOR 15" DIA.)	5"
(FOR 15" DIA.)	5"
DL STRINGER ANG. TO DL PL.	FOR 100" DIA. 5" EACH SIDE
FOR 75" DIA.	4"
BEAM TO DECK PLATE IN OIL TANK	6"
ELSE WHERE	7"
DL HOUSE & BOILER CASING COMING ABOARD PL. (WT.)	5"
(WT.)	5"
DL GIRDER TOP PL. & TOP PL. TO DL PL. (IN TANK)	6"
ELSE WHERE	7"
FACE ANG. TO GIRDER PL. (IN TANK)	6"
EXPANSION TRUNK A. BOTH FLAGE	5" EACH SIDE
FRAME TO FLOOR PL.	IN OIL TANK 6"
ELSE WHERE	7"
REV. FRAME TO FLOOR PL.	IN OIL TANK 6"
ELSE WHERE	7"
WEB OF STRONG BEAM FACE A. TO PL.	6"
SIDE CENTER NELSON PL. TO ANG.	5"
ANGLE TO SHELL	5"
END LAP OF CENTER NELSON THROUGH PL.	4"
FOUNDATION PL.	4"
ALL BRT. PL. & ATTACHMENT ANGLE TO OTHER ONE IS	5"
STIFF. TO EXPANSION T. BND. PLATE	10" DIA. 10" DIA. 10" DIA.



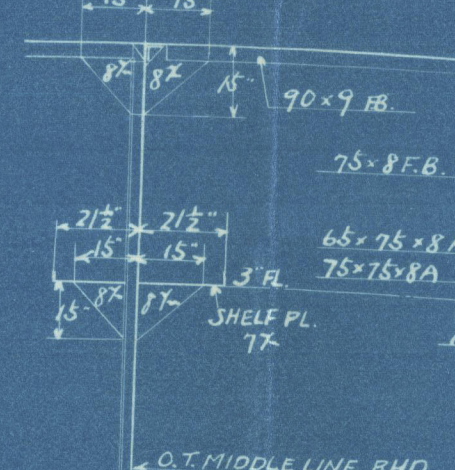
FR. NO. 40 SECTION  
LOOKING FORWARD



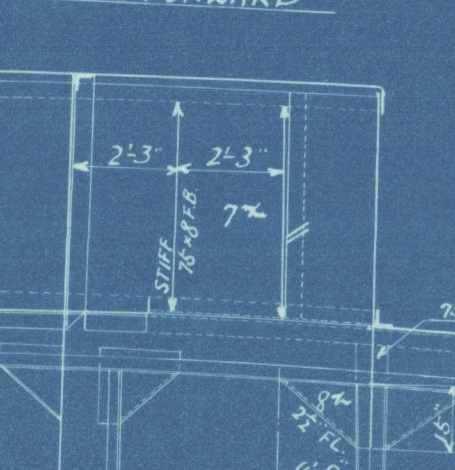
FR. NO. 41 SECTION  
LOOKING FORWARD



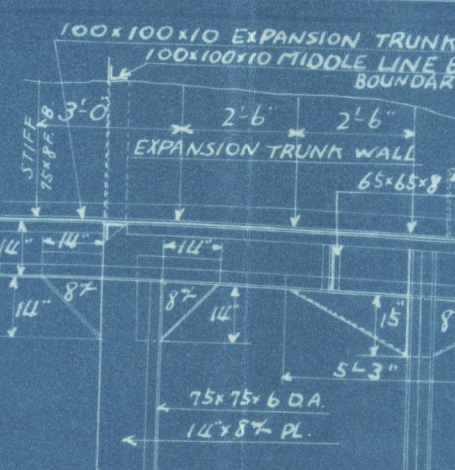
FR. NO. 31 SECTION  
LOOKING FORWARD



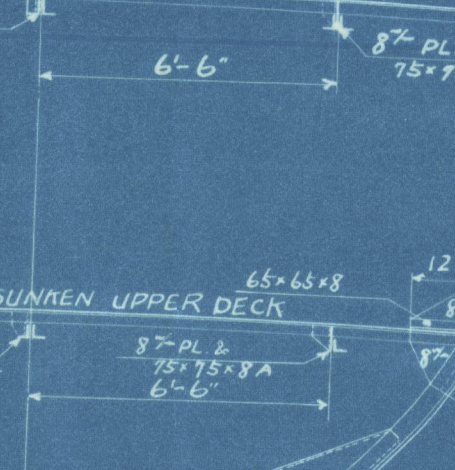
FR. NO. 48  
LOOKING FORWARD



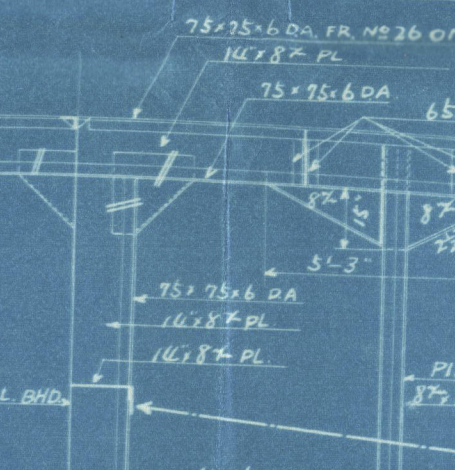
FR. NO. 30 STRONG BEAM  
LOOKING FORWARD




FORECASTLE DECK  
LOOKING FORWARD



FR. NO. 21 STRONG BEAM  
LOOKING FORWARD



EXPANSION TRUNK TOP PLAN  
NO. 3 TANK



Lloyd's Register  
Foundation



Barges

"ho. 1."

"ho. 2"

"ho. 3."



© 2020

Lloyd's Register

009256-009266 Foundation