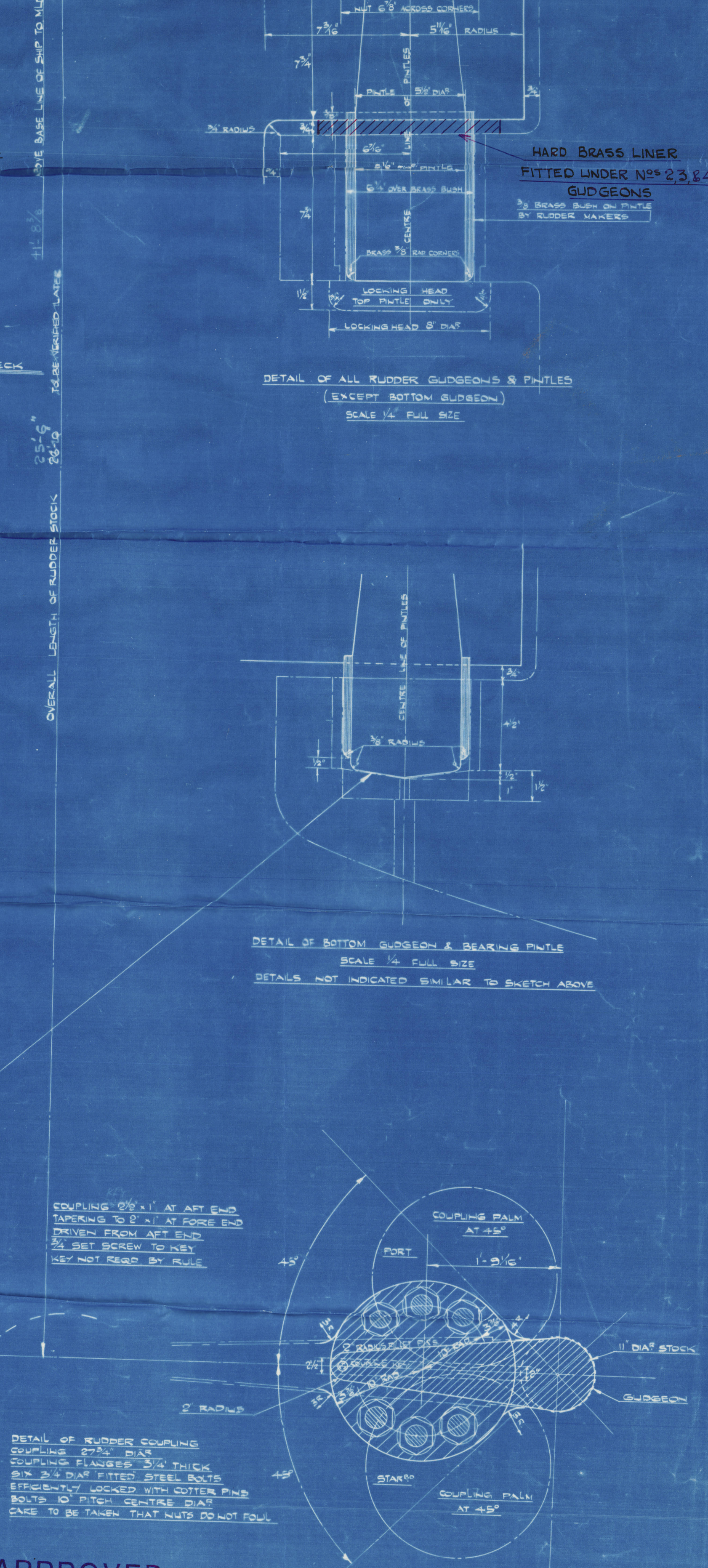
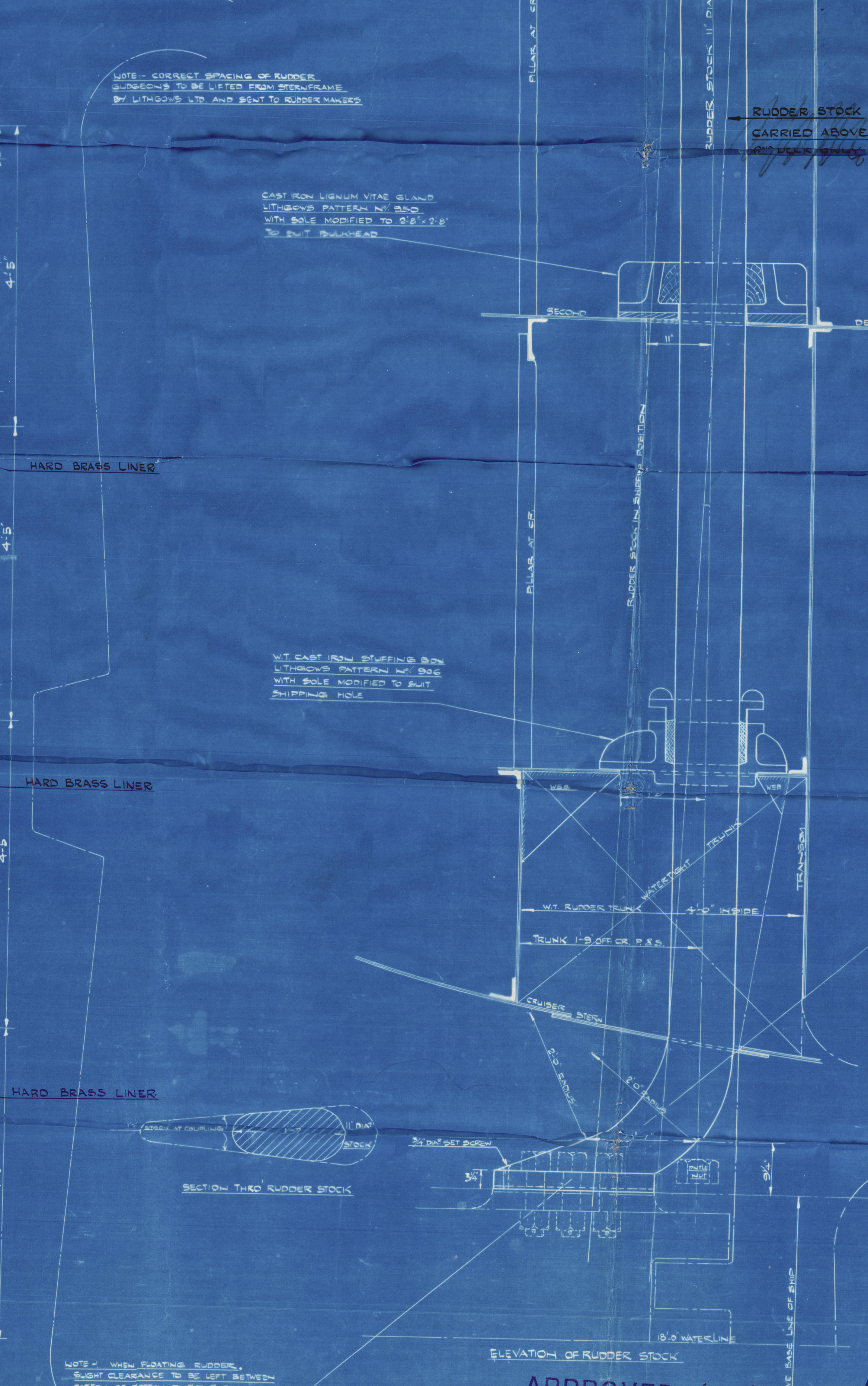




N^o427-429
SCALE 1"=1FOOT
DETAILS: SCALE AS INDICATED

RUDDER STOCK - BEST FORGED STEEL
RUDDER FRAME - BEST QUALITY STEEL CASTING

CONSTRUCTION NOTES:
 RUDDER FRAME TO BE LAD ON TOP OF STEEL PLATE.
 ALL SURFACES OF RUDDER TO BE COATED WITH BITUMINOUS ENAMEL.
 TO BE FILLED IN THE FOUR CORNERS TO TOP OF STEEL PLATE.
 TOP PLATE CAR ON POSTION. ENTIRE RUDDER COATED COMPLETE & BEAMS CHILLED.
 DIMENSIONS - 425'0" B.R. X 56'0" W.P. X 11'0" H.T. TO UPPER NECK.
 LOAD DRAFT 25'0" SPEED 10 1/2 KNOTS.
 TOTAL INCREASED AREA OF RUDDER FROM FORE SIDE OF POST = 138 SQ FT.
 CENTRE OF GRAVITY OF AREA FROM CENTRE LINE OF PHINTLES = 4'47 FEET
 A.P. = 516 DAT OF RUDDER STOCK = 11".
 KEYWAYS, ETC. TO BE CUT IN RUDDER STOCK TO PARTICULARS GIVEN LATER.
 RUDDER STOCK TO BE ACCURATELY TURNED TO DIMENSIONS GIVEN.
 RUDDER FRAME TO BE ACCURATELY CAST TO SHAPE, AS PER DETAILS.
 RIVET HOLES TO BE BORED PLUMB THRU FRAME. SIZE MUST NOT BE LESS THAN GIVEN.
 RUDDER NOT TO EXCEED GIVEN SCANTLING. EXCESS OVER EST. WEIGHT WILL NOT BE PAID FOR.
 PATTERN OF RUDDER FRAME TO BE APPROVED BY SHIPBUILDERS DESIGNER BEFORE CASTING.

DIMENSIONS - 425'0" B.R. X 56'0" W.P. X 11'0" H.T. TO UPPER NECK.
 LOAD DRAFT 25'0" SPEED 10 1/2 KNOTS.
 TOTAL INCREASED AREA OF RUDDER FROM FORE SIDE OF POST = 138 SQ FT.
 CENTRE OF GRAVITY OF AREA FROM CENTRE LINE OF PHINTLES = 4'47 FEET
 A.P. = 516 DAT OF RUDDER STOCK = 11".
 KEYWAYS, ETC. TO BE CUT IN RUDDER STOCK TO PARTICULARS GIVEN LATER.
 RUDDER STOCK TO BE ACCURATELY TURNED TO DIMENSIONS GIVEN.
 RUDDER FRAME TO BE ACCURATELY CAST TO SHAPE, AS PER DETAILS.
 RIVET HOLES TO BE BORED PLUMB THRU FRAME. SIZE MUST NOT BE LESS THAN GIVEN.
 RUDDER NOT TO EXCEED GIVEN SCANTLING. EXCESS OVER EST. WEIGHT WILL NOT BE PAID FOR.
 PATTERN OF RUDDER FRAME TO BE APPROVED BY SHIPBUILDERS DESIGNER BEFORE CASTING.



APPROVED
 LLOYD'S REGISTER OF SHIPPING
 DATE 2/1/36

APPROVED
 LLOYD'S REGISTER OF SHIPPING
 DATE 2/1/36

H.
W^m Hamilton & C.

Gr 427. & 429.

Rudder frame & stock.

N^W HOTO MARU
Temple Yard
EX

Gr 427. DARLENY *

Gr. 1st E. Ref. No. 20311.

Gr 429. NEREUS

Gr. 1st E. Ref. No. 20439.



© 2021

Lloyd's Register
Foundation

8510-426890-716890