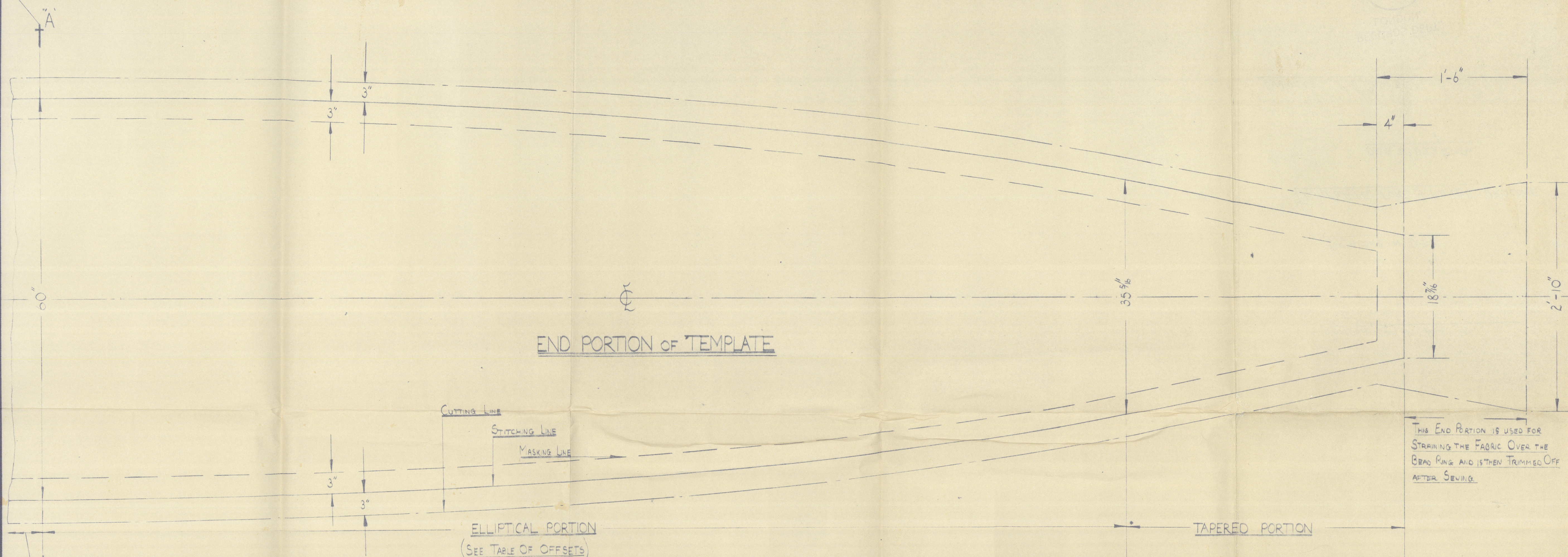


TABLE OF OFFSETS

DISTANCE FROM AXIS A-A	PARALLEL	0'-0"	1'-0"	2'-0"	3'-0"	4'-0"	5'-0"	6'-0"	7'-0"	8'-0"	9'-0"	10'-0"	11'-0"	12'-0"	13'-0"	14'-0"	TAPERED	16'-8 1/2"
EFFECTIVE PANEL WIDTH	PORTION	5'-0"	4'-11 7/8"	4'-11 3/8"	4'-11"	4'-10 3/4"	4'-9 3/4"	4'-7 3/4"	4'-6 3/4"	4'-4 3/4"	4'-2 3/4"	3'-11 1/2"	3'-8 3/4"	3'-4 3/4"	3'-0 7/8"	2'-11 5/8"	PORTION	1'-6 7/8"

JUNCTION WITH PARALLEL SIDED
PORTION OF TEMPLATE



PARALLEL PORTION

NOTE

1) THE COMPLETE TEMPLATE TO CONSIST OF TWO END PORTIONS JOINED BY A PARALLEL SIDED PORTION 66'-10 1/8" LONG AND 5'-6" WIDE.

2) THE END PORTION OF TEMPLATE TO BE THE SAME FOR NOSE AND TAIL.

3) BARGE TO BE FABRICATED FROM THREE LIKE PANELS JOINED TOGETHER WITH LONGITUDINAL SEAMS.

4) EACH PANEL TO CONSIST OF A NYLON BASE FABRIC WITH A LAYER OF RUBBER ON EACH FACE CUT TO TEMPLATE SIZE.

5) A 6" WIDE BAND ON THE OUTSIDE EDGE OF BOTH FACES OF THE NYLON FABRIC TO BE STARVED OF AN ANCHOR COAT TO PREVENT THE RUBBER ADHERING TO THE NYLON OVER THESE AREAS.

6) THIS DRAWING TO BE USED IN CONJUNCTION WITH DRAWING NOS D2/D18, D2/C66 (D5 TYPE SEAM)

MATERIAL
SEE NOTE 4 AND MAIN SPEC

PART NO. A150

FINISH
SEE NOTE 4 AND MAIN SPEC

DRN. MJP

CHD

APP. (MJP)

DATE 4-1-61

TEMPLATE FOR 3 PANEL 'D'

SCALE
1/8

DRAGONE DEVELOPMENT LTD.
1, TILLEY STREET

PLAN NO.

D22/C156
© 2021

Lloyd's Register
Foundation

008753 - 008758 - 0067

D22/25

LONDON RPT N° 145170


DRAONE N° D22

TEMPLATE FOR 3 PANEL DRAONE


DRG. N° D22/C156

BUILDERS: P.B. COW & CO.

RECORDS DEPT.,
LONDON.



008753 - 008758 - 0067



© 2021

Lloyd's Register
Foundation