FERGUSON BROS.
(PORT-GLASGOW) LTD
SHIPBUILDERS & ENGINEERS

No. 269.
MIDSHIP SECTION.

TWIN SCREW GRAB HOPPER DREDGER. "CLASS:- 100.A.I. ✠ AT LLOYD'S. GRAB HOPPER DREDGER."

SCALE:- ½" = ONE FOOT.

-: DIMENSIONS :-.

LENGTH. B.P.	220'-0"
BREADTH. MLD.	42'-0"
DEPTH. MLD.	16'-8"

MINIMUM SCANTLINGS REQUIRED FOR CLASS CONTEMPLATED + SCANTLINGS TO BE AMENDED AS NECESSARY.

STEM:- 6¾" × 1¾" ROLLED STEEL BAR.

STERNPOST:- 6¾" × 2¼". HAMMERED STEEL.

RUDDER STOCK:- 6¼" DIA^S. FORGED STEEL.

-: LLOYD'S · NUMERALS :-

L. = 220. B. = 42. D. = 16·66. d. = 14·66.

PROPORTIONS:- L/D. = 220/16·66. = 13·205.

1ST. LONGITUDINAL NUMERAL:- L × D. = 220 × 16·66. = 3665.

2ND. LONGITUDINAL NUMERAL:- L × (B + D). = 220 × (42 + 16·66). = 12905.

-: EQUIPMENT · NUMBER. :-

2ND LONGITUDINAL NUMERAL:- ..... 12905.

ADD FOR BOILER CASING: ~~41·08~~ 40·0 × 7 / 8 = + 140 ~~74~~

EQUIPMENT NUMBER:- = 13045 ~~12979~~.

-: EQUIPMENT. :-

2. BOWER ANCHORS.	STOCKLESS.	EACH	28. CWT^S.
1. BOWER ANCHOR.	STOCKLESS.		24. CWT^S.
1. STERN ANCHOR.	STOCKLESS.		15. CWT^S.
4. SIDE ANCHORS.	SINGLE FLUKE.	EACH.	8. CWT^S.
240. FATHOMS.	1 9/16". STUD LINK, BOW CHAIN CABLE.		
120. FATHOMS.	1 3/16". SHORT LINK, STERN CHAIN CABLE.		
300. FATHOMS.	1 3/16". SHORT LINK. SIDE CHAIN CABLE.		
90. FATHOMS.	6". MANILA HAWSER.		
90. FATHOMS.	5". MANILA WARP.	2 COILS. 120. FATHOMS EACH.	3". MANILA ROPE.
1. COIL. 12 THREAD TARRED HEMP. MOORING LINE.			

RIVETING.

ITEM.	REMARKS.
SHELL LANDINGS.	KEEL PLATE LANDING D.R. ~~5/8"~~ 11/16 DIA^M RIVETS. ~~FOR 1/2 L. REMAINDER D.R. 5/8"~~ ~~5/8~~ 11/16 DIA^M RIVETS.
	SHEERSTRAKE. D.R. 5/8" ~~7/8~~ DIA^M RIVETS. FOR ½ L. REMAINDER. S.R. 2¾" ~~3/4~~ DIA^M RIVETS.
	LANDINGS TO UPPER TURN OF BILGE. D.R. 4¾". ~~3/4~~ DIA^M RIVETS.
	LANDINGS FROM UPPER TURN OF BILGE. H^T TO C^L STRAKE. D.R. 4⅝" ~~3/4~~ DIA^M RIVETS. FOR ½ L.
	REMAINDER. S.R. 2⅞" ~~3/4~~ DIA^M RIVETS. 'G' TO F. STRAKE. S.R. 2¾" ~~3/4~~ DIA^M RIVETS.
SHELL BUTT LAPS.	KEEL PLATE. T.R. ~~5/8"~~ ~~7/8~~ DIA^M RIVETS. FOR ⅜ L. REMAINDER. T.R. 7⅞" ~~3/4~~ DIA^M RIVETS.
	SHEERSTRAKE – STRAKE BELOW. T.R. 9 ~~7/8~~ DIA^M RIVETS – T.R. 7⅞" ~~3/4~~ DIA^M RIVETS. FOR ½ L.
	REMAINDER. D.R. 5". ~~3/4~~ DIA^M RIVETS.
	LAPS FROM KEEL TO UPPER TURN OF BILGE. T.R. 7⅞" ~~3/4~~ DIA^M RIVETS. FOR HALF LENGTH.
	REMAINDER. D.R. 5". ~~3/4~~ DIA^M RIVETS.
	LAPS FROM UPPER TURN OF BILGE TO STRAKE BELOW SHEERSTRAKE. D.R. 5". ~~3/4~~ DIA^M RIVETS.
DECK LANDINGS.	S.R. 2⅞". ~~3/4~~ DIA^M RIVETS. ALL FORE AND AFT.
DECK BUTT LAPS.	STRINGER PLATE. T.R. 7⅞". ~~3/4~~ DIA^M RIVETS. FOR ½ L. REMAINDER. D.R. 5". ~~3/4~~ DIA^M RIVETS.
	ALL DECK BUTT LAPS. D.R. 3". ~~3/4~~ DIA^M RIVETS. FOR ½ L. REMAINDER. S.R. 3". ~~3/4~~ DIA^M RIVETS.
HOPPER PLATING.	ALL LANDINGS. S.R. 2⅞". ~~3/4~~ DIA^M RIVETS.
	BUTT LAPS. D.R. 5". ~~3/4~~ DIA^M RIVETS. EXCEPT BOTTOM STRAKE WHICH IS TO BE SINGLE STRAPPED. DOUBLE RIVETED. 9 ~~3/4~~. ~~3/4~~ DIA^M RIVETS.
HOPPER KEELSON.	LANDING. S.R. 2⅞". ~~3/4~~ DIA^M RIVETS. KEEL PLATE LANDING. S.R. 3 ~~7/8~~ DIA^M RIVETS.
	SINGLE STRAPPED. DOUBLE RIVETED. 9 ~~3/4~~. ~~3/4~~ DIA^M RIVETS.
CASINGS.	LANDINGS. S.R. 2¼". ~~5/8~~ DIA^M RIVETS. BUTT LAPS. S.R. 2⅞". ~~3/4~~ DIA^M RIVETS.
FLAT IN HOPPER POCKET.	LANDINGS. S.R. 2½". ~~5/8~~ DIA^M RIVETS. BUTT LAPS. S.R. 3". ~~3/4~~ DIA^M RIVETS.

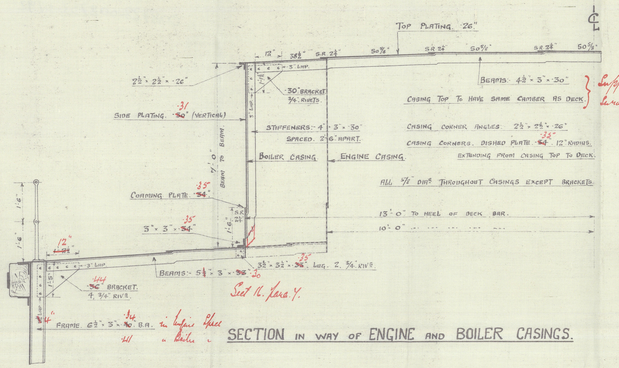

SECTION IN WAY OF ENGINE AND BOILER CASINGS.

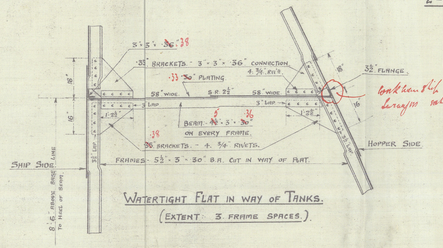

WATERTIGHT FLAT IN WAY OF TANKS.
(EXTENT. 3 FRAME SPACES.)



SECTION CLEAR OF HOPPER.

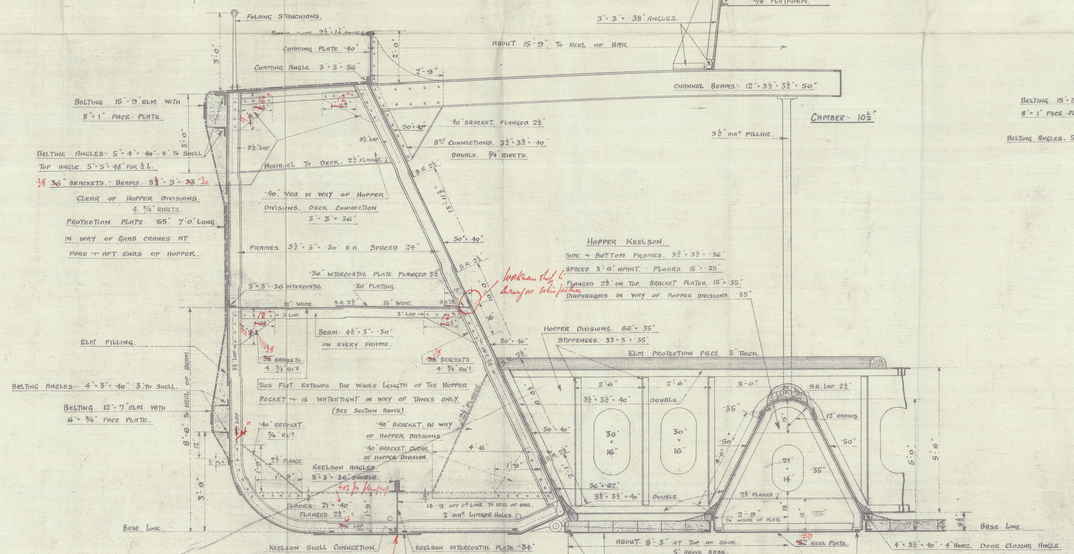

SECTION IN WAY OF HOPPER.

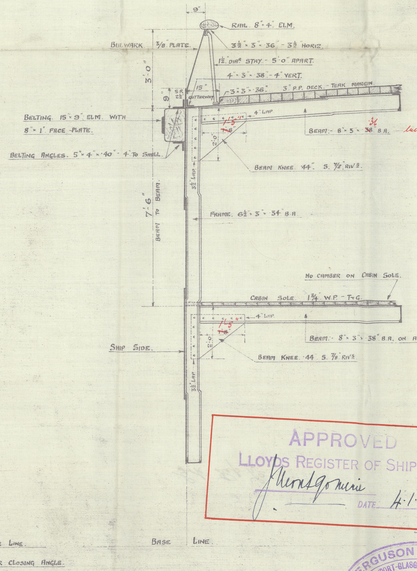

SECTION AT CABIN SOLE.

FERGUSON BROTHERS (PORT-GLASGOW) LIMITED SHIPBUILDERS AND ENGINEERS PORT-GLASGOW

APPROVED LLOYDS REGISTER OF SHIPPING
DATE 4·1·24

FERGUSON BROTHERS (PORT-GLASGOW) LIMITED SHIPBUILDERS ENGINEERS PORT-GLASGOW

YARD No^S.: 269.
PLAN No^S.: 2.
DRAWN BY: J.R.F.
DATE:- 27-12-23.

Lloyd's Register
008728-4-01-1988-10192

Ferguson Bros Ld

No 269.

Midship Section

Grk Rep No. 18303

© 2020
Lloyd's Register
Foundation

008728-008733-0112

Ferguson Bros L^d
No 269.
Midship Section

008728-008733-0192

RECEIVED
8
MECHANICAL
ENGINEER'S
OFFICE.

© 2020
Lloyd's Register
Foundation