


SINGLE SCREW TUG

DIMENSIONS:- 105'-0" B.P. x 27'-0" x 14'-0" M.L.

SCALE:- 1/4" = ONE FOOT




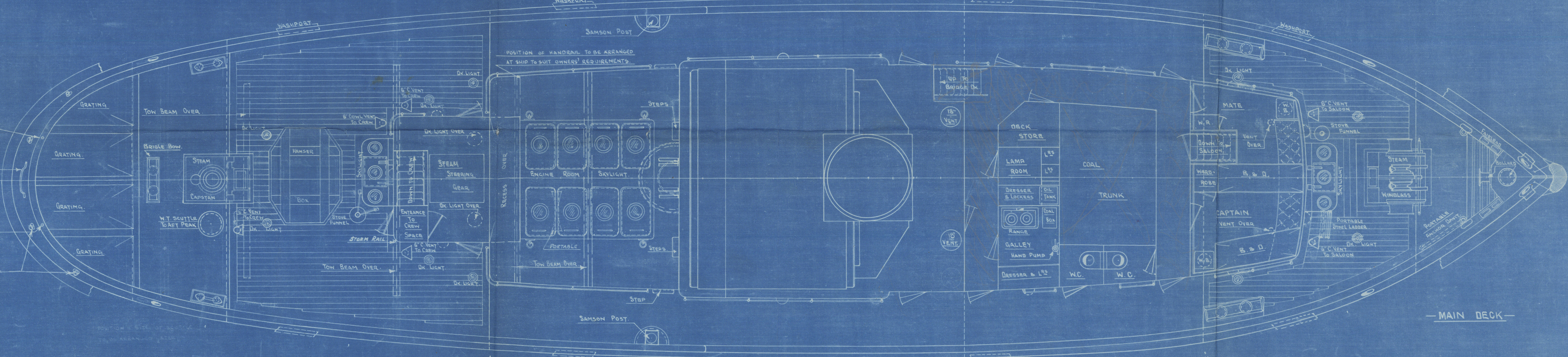
SHIPBUILDER WILL SUPPLY RIGGING SCREWS

Block to supply a fit
Required Tackle
4-2 Double Wood Blocks
3' Manila Purchase, 1000' length to permit
same being worked from Captain

1 Line for Squaring Rod
Lanyards for 2 cork fenders
1 Line for 2 Lifeboats
1 Lanyard for 2 Lifeboats
1 Rope Ladder to reach light w.l. to 2nd deck
10' x 12' x 1/2" steps 4 wide, 16' between steps
1-8' Iron Hatch Block to take 3/4" rope
1-12' "

Stem Fender supplied by owner complete with
6 Galv. S.W.R. Lanyards with 10' x 12' x 1/2" steps
Rear to supply 2nd deck fenders
10' x 12' x 1/2" steps 4 wide, 16' between steps
Lanyards 6-12' with 3/4" Manila Lanyards

SEE SEPARATE SKETCH FOR FENDERS
IN BOAT GRIPES



JOHN W. HALL & CO. LTD.
MARINE ENGINEERS & SHIPBUILDERS
10, QUEEN'S ROAD, LONDON, E.C. 4
TELEPHONE: 1-1000
CABLE ADDRESS: "HALL" LONDON

17

General Arrgt [as built.]

Howe McLachlan & Co.

N^{os} 480. & 487.

Reference

480 "Flying Eagle"

487. "Flying Kite"



© 2020

Lloyd's Register
Foundation

008446-008454-0137



© 2020

Lloyd's Register
Foundation