

N^{OS} 326 S.T. "OLIVINE"

MIDSHIP SECTION

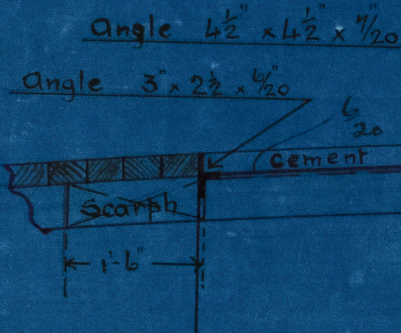
TRAWLERS 135'-0" B.P. x 22'-6" EXT. x 13'-0" M.L.D.

To CLASS +100 AT LLOYDS STEEL SHIP TRAWLER

SCALE 1/2" = 1 FOOT

SECTION AMIDSHIPS

SECTION THRO' CASING IN WAY OF BOILER SPACE.



NUMERALS	
DEPTH TOP OF KEEL	13.50
H.M. B.DTH.	11.18
H.M. GIRTH	20.15
1 ST NUMBER	44.83
LEN. BY RULE	133.80
2 ND NUMBER	5998.25

$$\frac{L}{B} = 5.98 \quad \frac{L}{D} = 9.91$$

EQUIPMENT	
EQUIP. NO.	5998.25
1 ANCHOR	LOWE'S STOCK
1 "	5 1/2 "
1 "	3 1/4 "
120 FMS.	1 1/8 STUDLINK CABLE
60 "	6" HAWSER
60 "	5" WARP

PILLARS 2 1/2" DIA. Ø
TO RULE AT ENDS

12'-0"

WOOD DK
5' x 3" R.P.

TIE PLTS. 8' x 7-6

STRINGER PLT 28' x 1/20

TO 21' x 1/20

STR. ANG. 3' x 3' x 1/20

WATERWAY ANG 2 1/2' x 2 1/2' x 1/20

KNEES 18' x 18' x 1/20

CEILING IN FISH
ROOM 1 1/8 F. & G.

KEELSON
ANG. 5' x 4' x 1/20

SINGLE LUGS
5' x 3' x 1/20
5' TO KEELSON

SCANTLINGS
 KEEL & STEM:- 8' x 2" STEEL BAR
 STERNPOST 6' x 3" TAPERING TO 4 1/2' x 3" AT H.D.
 RUDDER STOCK 4 1/2" DIA. PINTLES 2 3/4" DIA.
 FRAMES 4' x 3' x 1/20 SPACED "20" CR. TO CR.
 REV. FR. 2 1/2' x 2 1/2' x 1/20 ACROSS TOP OF
 FLOORS. DOUBLE ACROSS FLOORS
 IN BOILER SP. DOUBLE ACROSS
 ENG. ROOM FLOORS 3 1/2' x 3' x 1/20
 FLOORS:- 18' x 1/20 & 1/20 IN E & B SPACE
 BULKHEADS:- PLTG. 1/20 STIFFRS. 2' x 2' x 1/20
 SPED. 30" VERT. 4' x 1/20 5' x 3'
 x 1/20 VERT. STIFFRS WITH NO HORL. STIFFRS
 BULKHEADS 4' x 4' x 1/20 SING. IN LIEU OF 3' x 2 1/2' x 1/20 DBL.
 BEAMS:- 6' x 3' x 1/20 ANG ON ALT. FRAMES

CR. KEELSON BULB
8' x 1/20 ANG. 4' x 3' x 1/20

KEELSON ANG
5' x 4' x 1/20

CEILING 2' W.W.

HEEL PIECES
2'-6" LONG
FOR 1/2 LEN. Ø

GARBOARD ABT 36' x 1/20

ALL F. & A. STRAPS 11 1/4' x 1/20
DBL. RIVD.

LANDINGS 4 1/2" WIDE DBL. RIVD.

ABT. 39 1/2' x 1/20 ALL F. & A.
BUTTS LAPPED & DBL. RIVD.

ABT. 44' x 1/20 ALL F. & A.

BUTTS LAPPED & DBL. RIVD.

RAIL BULB ANG 7' x 3' x 1/16

SOLID H.R. 3' x 1/2

BULK. PLTG. 1/20 1/20 IN WAY OF RIGGING & GALLOW'S PAS.

LANDING 2 1/2" WIDE SIN. RIVD.

STANCH. 1 5/8" DIA.

SHEERSTRAKE ABT. 36' x 12'-10"

STRAPS 16 3/4' x 13'-11" TBL. RIVD.

LANDING 4 1/2" WIDE DBL. RIVD.

ABT 39 1/2' x 1/20 ALL F. & A.

BUTTS LAPPED & DBL. RIVD.

LANDING 2 1/2" WIDE SIN. RIVD.

ABT. 44' x 1/20 ALL F. & A.

BUTTS LAPPED & DBL. RIVD.

LANDING 2 1/2" WIDE SIN. RIVD.


BILGE KEEL 8' x 1/20 BULB FOR 45' Ø

DBL. ANG. 3 1/2' x 3' x 1/16


ABT 39 1/2' x 9'-8" ALL F. & A.

BUTTS LAPPED & DBL. RIVD.

LANDING 4 1/2" WIDE DBL. RIVD.



S-S. 6 wine
Glo. rpt. No. 23349



W. Journaline
Glo. 23350.



© 2020

Lloyd's Register
Foundation

008439 008445-0001