


MIDSHIP SECTION BARQUE N^o 490.

DIMENSIONS 350' REG. x 49' EX. x 30'-0" MLD. ^{2 actual} 17.9

TO CLASS 100 A.M. AT LLOYD'S.

SCALE 1/2" = 1 FOOT



24.12.00
30.3.01
12" lumber

12" lumber

12" lumber

Equipment

| | |
|-------------------------------------|------------------------------|
| 1 Bower Anchor ex. stock | 48 Cuts. |
| 1 | 46 |
| 1 | 43 |
| 1 Steam | 17 |
| 1 Keel | 8 1/2 |
| 300 faths. 2 1/2" Stud chain | 844 1/4 Cuts. |
| 120 " 1 1/2" Steam chain | 96 Cuts or 4 1/4" Steel wire |
| 120 " 14" hemp or 4 1/4" Steel wire | |
| 90 " 13" hawser - 4 1/2" " | |
| 90 " 9" warp - 3" " | |

Proportions

| |
|------------------------|
| 10-81 Depths to length |
| 6-9 Beams " |

Numerals

| | | |
|-----------|------------------------------------|--------|
| 1/2 Birth | 50.37 | 50.58 |
| 1/2 Beam | 24.39 | 24.43 |
| Depth | 31.40 | 31.16 |
| | 105.76 = 1 st numeral | 106.17 |
| | 337 = length | 337 |
| | 35641.12 = 2 nd numeral | 35779 |
| 1/5 Added | 2376.07 | 2385 |
| | 38017.19 = Equipment numeral | 38144 |

Keel, Stem, & Sternpost 11" x 3". Single plate rudder 8 1/2" at head, 4 1/2" pintles.
Frames 7" x 3 1/2" x 10" for 3/5th ex. 1/20 at ends. Spaced 25" apart.
Reverse frames 7" x 3 1/2" x 10" for 3/5th ex. 1/20 at ends. to main dk. on every frame for 3/5th length from foremast aft. ally. to forecastle. 4 1/2" x 3 1/2" x 10" in peak.
Plots 32" x 10" for 3/5th ex. 1/20 at ends. Rapped 9" x 3".
Bulkheads, lower half 9/20, upper half 1/20. Stiffeners 6" x 3 1/2" x 10".
Spaced 30" apart, + bulk angle 8 1/2" x 3" x 10", horizontally. + Semi-box beam.
Main Deck Beams, Bulk 11 1/2" x 10" to 10" x 10", angles 3 1/2" x 3 1/2" x 9/20, 4" x 2" apart or Bulk 11" x 6" x 11/20.
Lower Deck Beams, Bulk 12" x 10" to 10 1/2" x 10", angles 3 1/2" x 3 1/2" x 9/20, 4" x 2" apart or Bulk 12" x 6" x 11/20.
Frames + Decks jagged as in previous cases.

Riveting.
Rivets in keel, stem, & sternpost 1 1/4" spaced 6 1/2" centre to centre.
lap rivets in shell to have 3 complete rows of rivets. Where width of plates exceeds 3R, rivets to be 4R. Rivets in butts of stringers + shell spaced 3 1/2" diars. ex. to cr.
Back row in butt straps 5 1/4" diars. ex. to cr.
Frame rivets 7" diars. ex. to cr. Beams do. Butts of deck plating 4" diars. edges 4 to 4 1/2" diars.

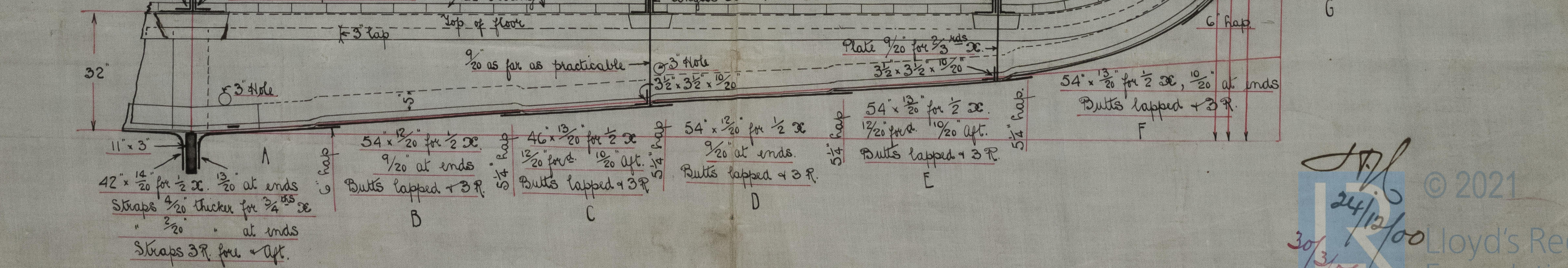
Porpo - Rounded at gunwale
Side plates 14" x 9/20
Pillars 3".
Deck 5" x 3" Pine
Sideplating 1/20
Angles 4" x 3" x 9/20
Beams 8 1/2" x 3" x 13/20 B.A. 4" x 2" apart

Forecastle
Beams 9" x 3 1/2" x 13/20 B.A.
Sideplating 1/20
Stringer 40" x 7/20 to 32" x 9/20. Str. angle 4" x 3" x 9/20
Deck 5" x 3" Pine
Pillars 3". Side plates 14" x 9/20


Rider Plate for 3/4th ex.
13 3/4" x 1 1/2" for 1/2 ex. 13/20 at ends.
Butts lapped + 3R.
Angles 6 1/2" x 4 1/2" x 10-9/20
Foundation plate 18" x 10 1/2"

Rider plate 9 1/2" x 14-13/20 for 1/3th ex.
Angles 4 1/2" x 4 1/2" x 11/20
Angles 6 1/2" x 4 1/2" x 10-9/20

Bull 12" x 10" for 3/5th ex.
Angles 6 1/2" x 4 1/2" x 10-9/20



Midship Section
Russell & Co.
Ship No 490
BR Daylight
Gr Report No: 13226

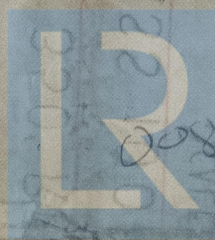


DIMENSIONS

TO CLAS

MIDSHIP

BY ONE



© 2021

008186-00820-0205
Lloyd's Register
Foundation