



TO CLASS TEISHINSHO RULE 1ST CLASS VESSEL &  
LLOYD'S 100A1 WITH FREEBOARD (MOULDED LOAD DRAFT 7.697 METRE)

SECTION BARS TO BE NIPPON STANDARD SECTION

CASTING & FORGING:-

STEM	LOWER PART	CAST STEEL
	UPPER	MILD STEEL PLATE
STERN POST		CAST STEEL
RUDDER POST		
RUDDER MAIN PIECE		FOR QERTZ RUDDER
RUDDER STOCK		FORGED STEEL

RIVETING IN SHELL TO FRAME

RIVET 22 DIA. 19 DIA. AT ENDS SPACED 7 DIA. APART FOR BOTTOM PLATING  
9 6/8 DIA. APART FOR SIDE PLATING 5/2 DIA. APART IN PEAK TANKS & DEEP  
TANK & BOTTOM 1/2 L FORWARD & PANTING FRAME

RIVETING IN DECK PLATING TO BEAM:-

THIRD DECK  
RIVET 16 DIA. THROUGHOUT SPACED 7 DIA. APART 6 DIA. APART  
IN WAY OF PEAK TANKS EXCEPT 19 DIA. PEAK TANK TOP  
SECOND DECK  
RIVET 19 DIA. 16 DIA. AT ENDS SPACED 7 DIA. APART THROUGHOUT  
UPPER DECK  
RIVET 19 DIA. 22 DIA. AT AHEAD OF OPENING WHERE PLATING  
ABOVE 12.5 SPACED 7 DIA. APART THROUGHOUT

RIVETING IN INNER BOTTOM PLATING TO REV. FRAME

RIVET 19 DIA. THROUGHOUT SPACED 7 DIA. APART EXCEPT IN MOTOR  
ROOM WHERE 22 DIA. 28 DIA. AT MOTOR BED PLATING SPACED 5 DIA.  
APART & 5 DIA. APART REV. TO FLOOR UNDER MOTOR BED PLATING

ROW OF RIVET IN BUTT	ITEM	L	W	ENDS
UPPER DECK STRINGER PLATE	4	3	2	
SECOND DECK STRINGER PLATE	2	2	1	
THIRD DECK STRINGER PLATE	2	2	1	
SHEER STRAKE	4	3	2	
SIDE PLATING	3	3	3	
BOTTOM PLATING	4	3	2	
MIDDLE STRAKE OF INNER BOTTOM	3	2	2	
INNER BOTTOM PLATING	3	3	3	
MARGIN PLATE	3	3	3	
CENTRE GIRDER	3	3	3	
KEEL PLATE	4	4	3	

PRINCIPAL DIMENSIONS:-

LENGTH BETWEEN P.P.	128.00 M.
BREADTH MOULDED	17.90
DEPTH	11.00
HEIGHT BETWEEN UPP. & 2ND DKS.	2.85
2ND & 3RD DKS. 2.85 M., 2.60 M. IN MOTOR RM.	
UPPER BRIDGE DKS.	2.35
BRIDGE & BOAT DKS.	2.35
BOAT & FLYING BR. DKS.	2.45
UPPER & FORKLE DKS.	2.25
OF POOP HOUSE	2.25
OF DECK STORES UNDER DERRICK TABLE	2.15

SCANTLING NUMERALS:-

B.	17.50
D.	11.00
1.	128.00
FIRST LONGITUDINAL NUMERAL	1408.00
SECOND	3648.00
1/2 TO UPPER DECK	11.64

EQUIPMENT NUMERAL:-

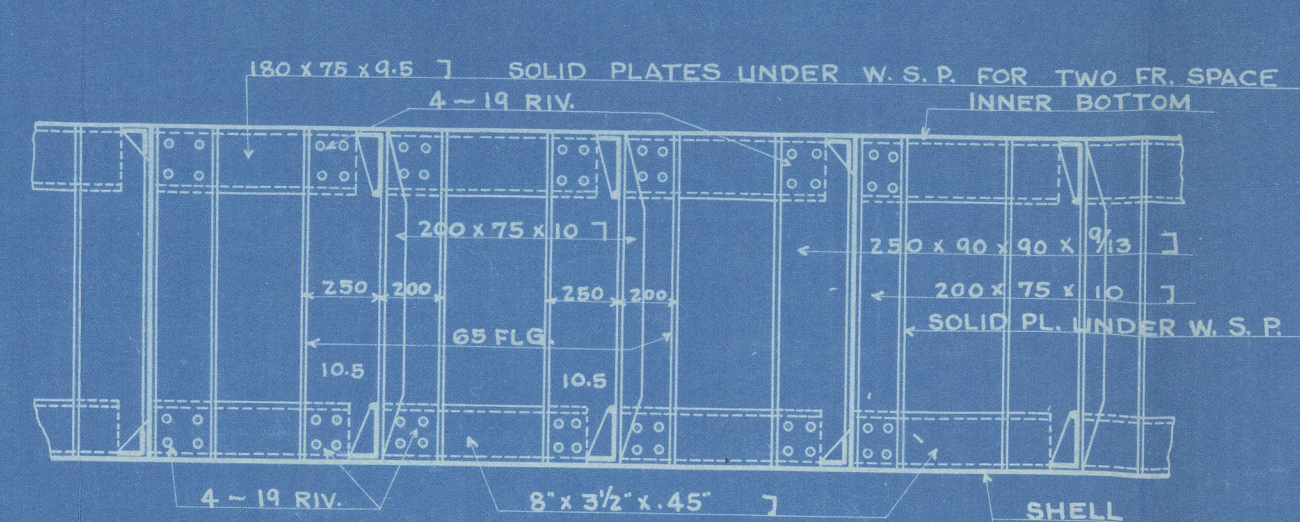
SECOND LONGITUDINAL NUMERAL	3648.00
FORECASTLE	12.40 x 2.25 x 3/4
DECK HOUSE	(16.40 x 24.00) x 2.35 x 1/2
	23.50 x 2.45 x 1/2
	12.00 x 2.25 x 1/2
	3770.07

EQUIPMENTS:-

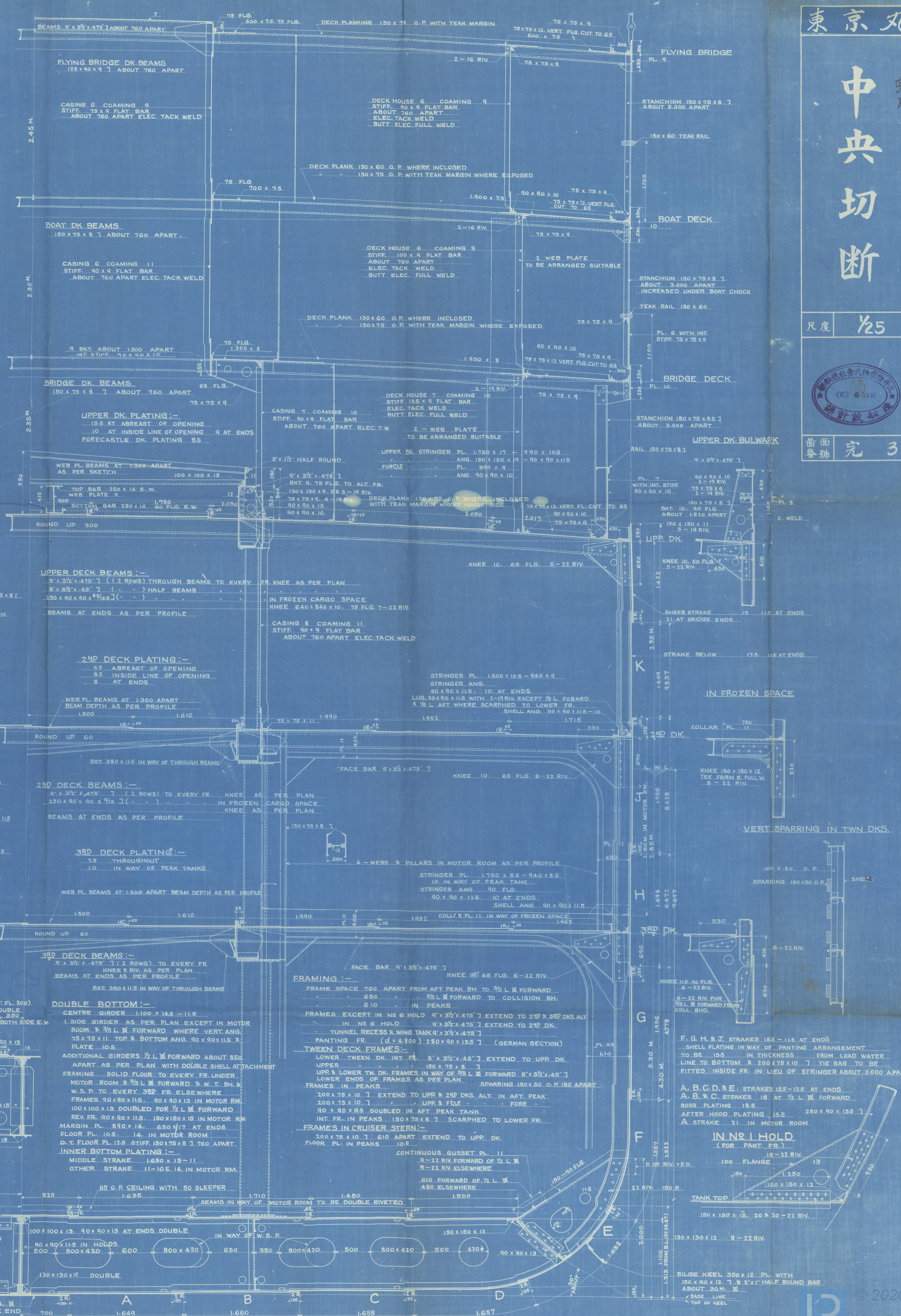
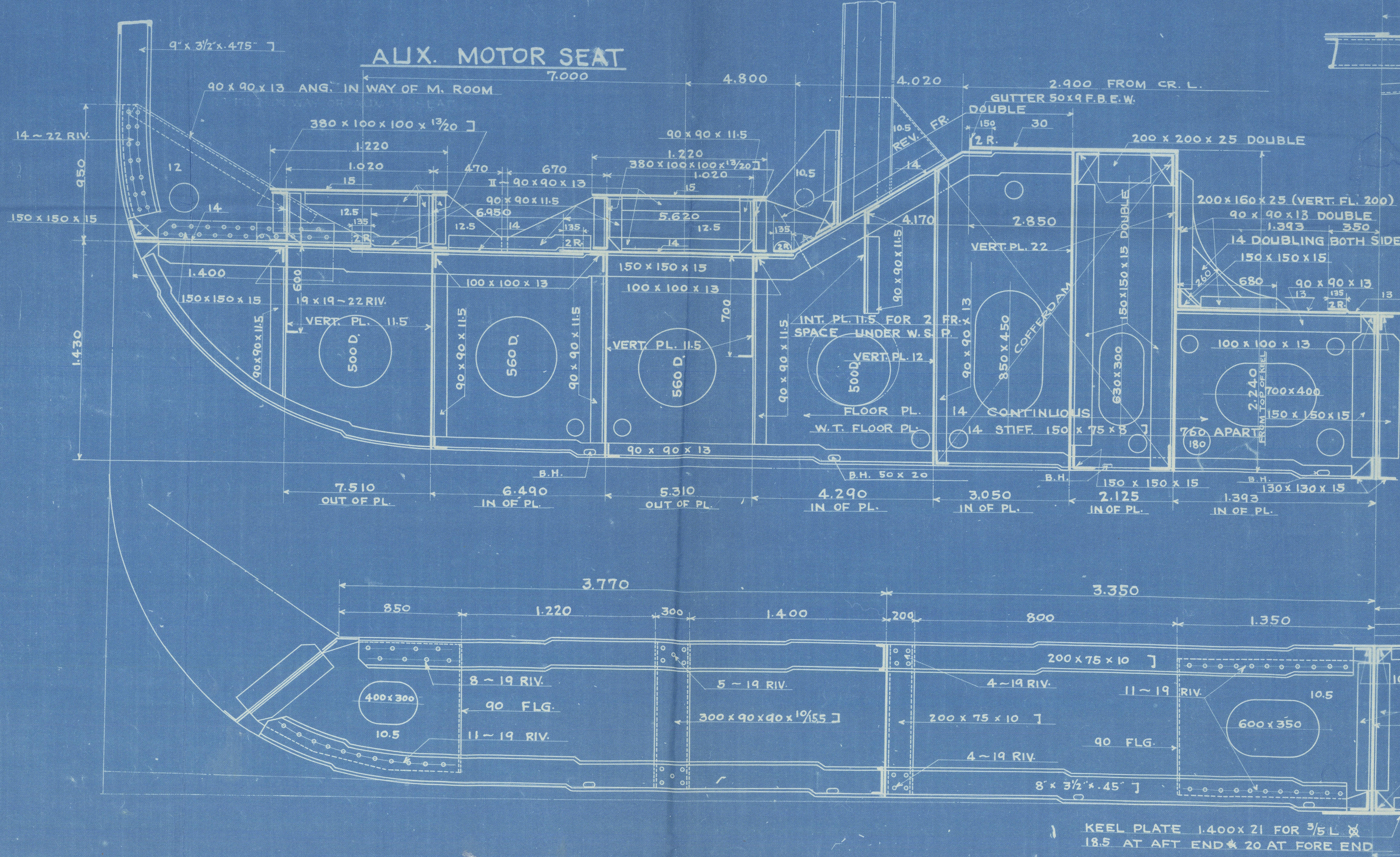
3. BOWER ANCHORS (STOCKLESS) 3571 MM. 3584 MM. 3573 MM. EACH  
STREAM ANCHOR (COMMON EX. STOCK) 1322 MM.  
550 METRE 60 MM. STUD CHAIN CABLE  
225 40 MM. (5/8) STEEL WIRE FOR STREAM ANCHOR  
240 40 MM. (5/8) TOW LINE  
185 28 MM. (1 1/4)  
2 COILS OF 185 METRE 65 MM. MANILA  
1 COIL OF 220 METRE 40 MM.  
2 COILS 28 MM.

IN NO 6 HOLD

SIDE GIRDER IN HOLDS  
(EXCEPT 1/2 L. FORWARD)



ALIX. MOTOR SEAT





東京丸

中央切斷

完成

尺度

1/25



面番  
番號

完 3

Tokyo Maru.  
Kobe Rept. No. 9745  
"Midship section"  
as built

Kobe 9745  
recd 30/10/36



© 2020

Lloyd's Register  
Foundation

7419 - 751800 - 941800