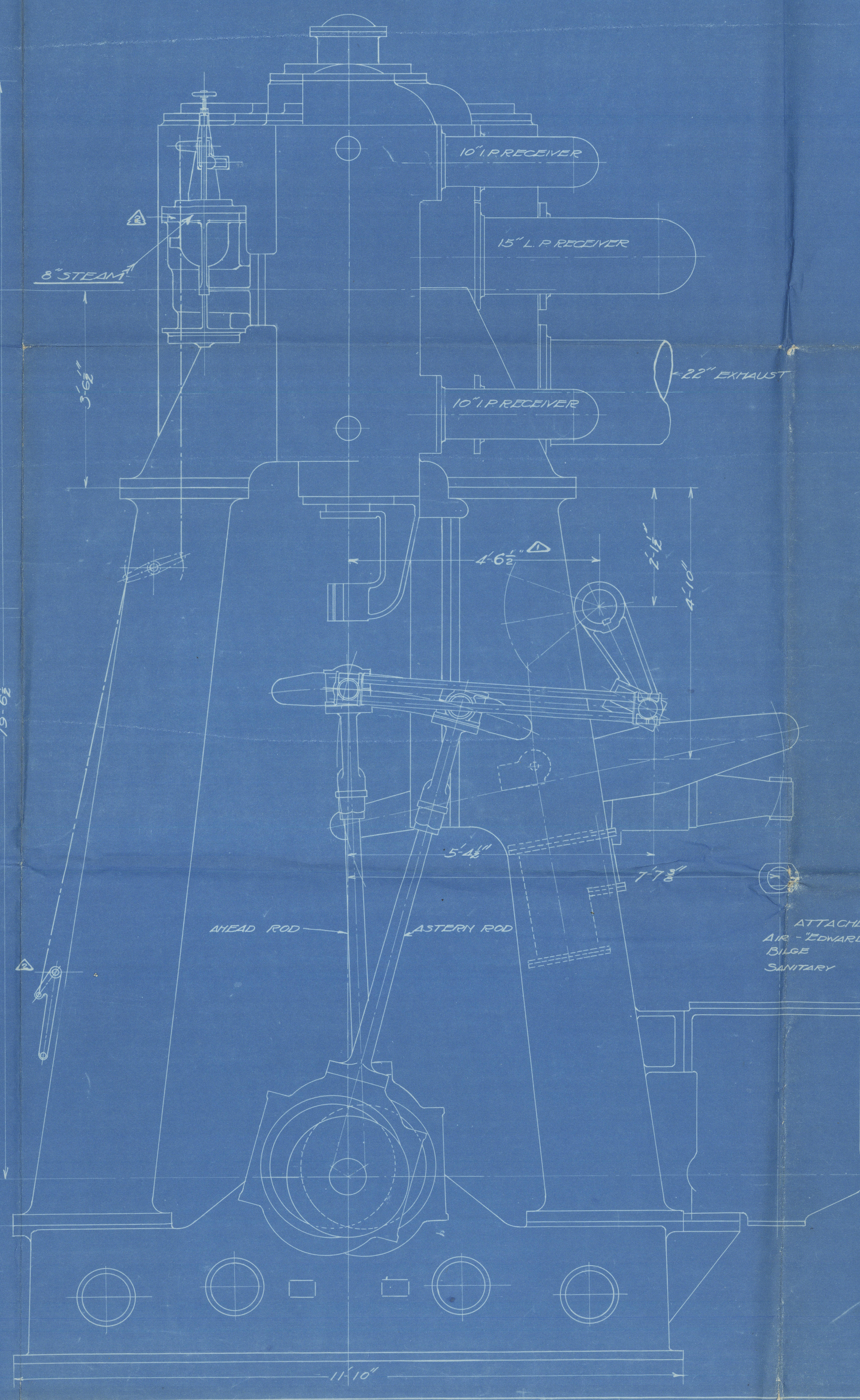
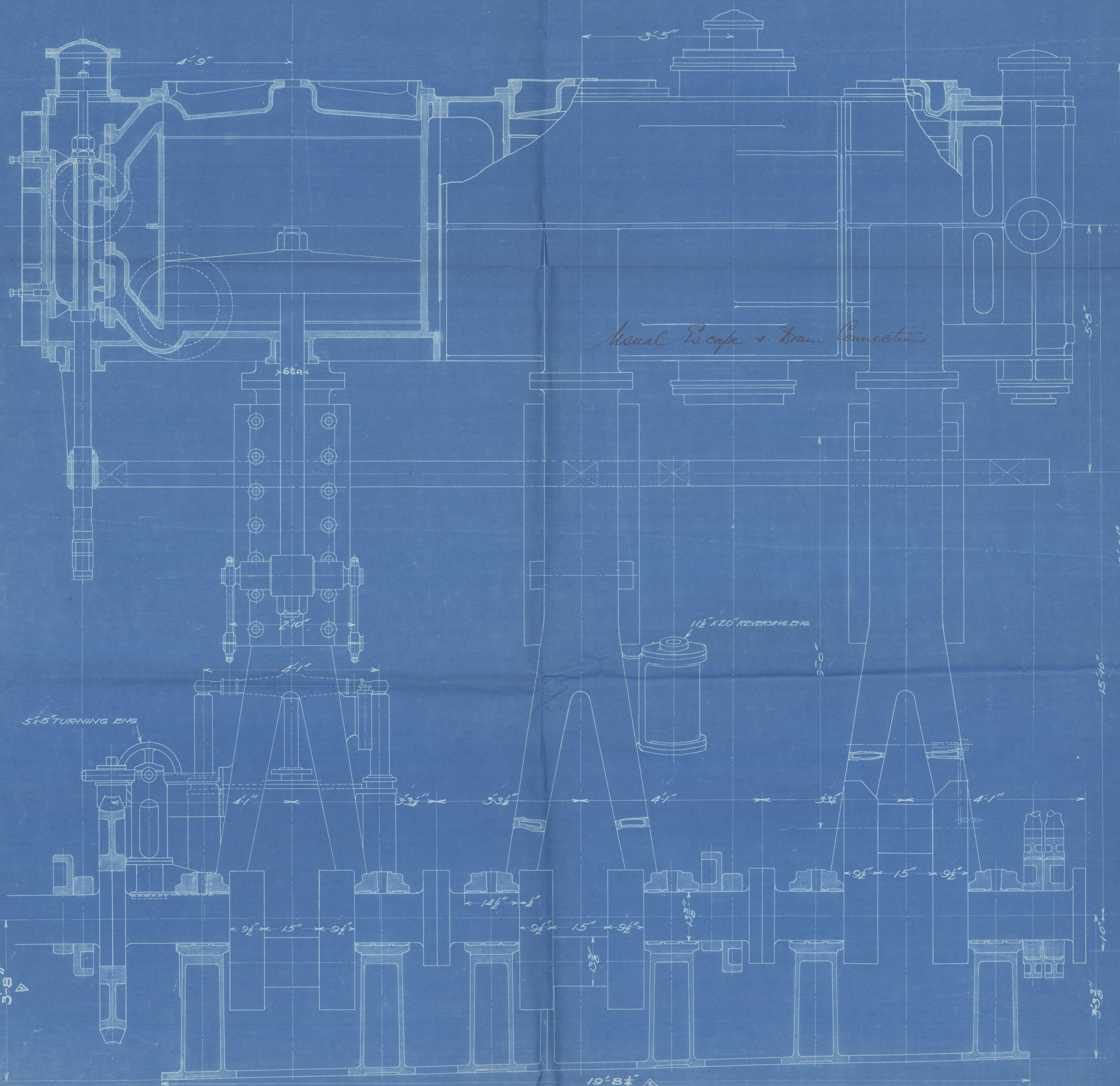



REVISIONS		
DATE	BY	REVISION
2/20/20	Δ	DISTANCE OF ENGINE TO REAR SHEET COM. 45' 11 1/2" R.M.
5/5/20	Δ	ALTERED THROTTLE VALVE AND GEAR
"	"	OVERALL LENGTH OF BED PLATE 19' 6 1/2" 19' 8 1/2"
"	"	SHEET CENTRE TO BASE AT REAR END 37 1/2" 3' 8" R.M.



Commercial Traveller

NOTE:-
ALL CRANKS INTERCHANGEABLE
ENGINE TO BE BUILT UNDER CLASSIFICATION
OF LLOYD'S AND AMERICAN BUREAU FOR VES. N° 33 & 34

ATTACHED PUMPS
AIR - EDWARDS" (1) 26" x 20"
BILGE (1) 5" x 20"
SANITARY (1) 5" x 20"

APPROVED

JUN 28 1920

TODD DRY DOCK AND CONSTRUCTION CORP.

ENGINEERS AND SHIPBUILDERS

TACOMA, WASH.

ENGINEERING DEPARTMENT

SUBJECT

GENERAL ARRANGEMENT

ENGINES - VESSELS 33 & 34

24-40120 MARINE ENGINE

SCALE 3" = 1' 0"

DATE 1-9-20

DESIGNED BY

W. R. MURPHY

CHECKED BY

J. B.

DATE

1/10/20

DATE

1/10/20

DATE

1/10/20

FILE NO.

67385