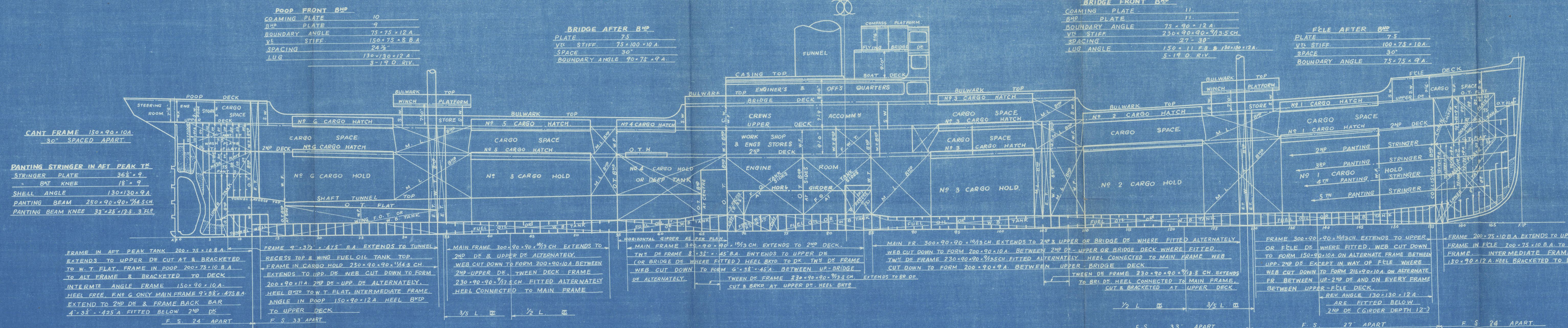
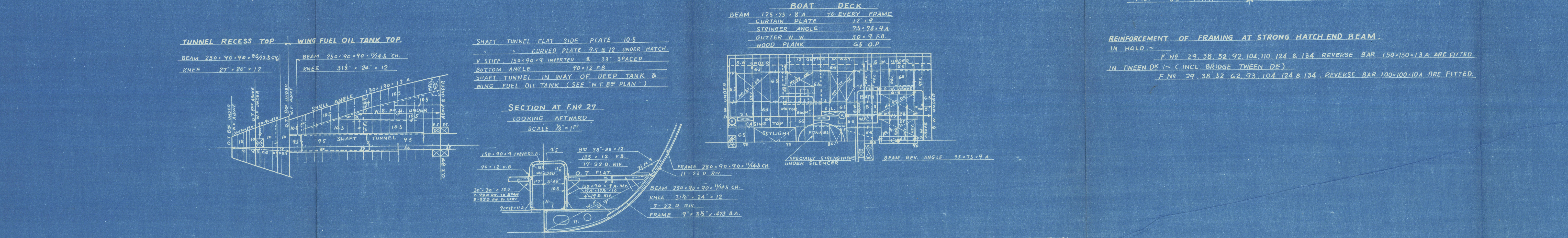


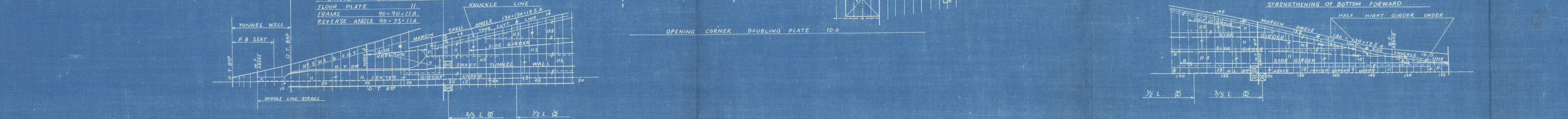
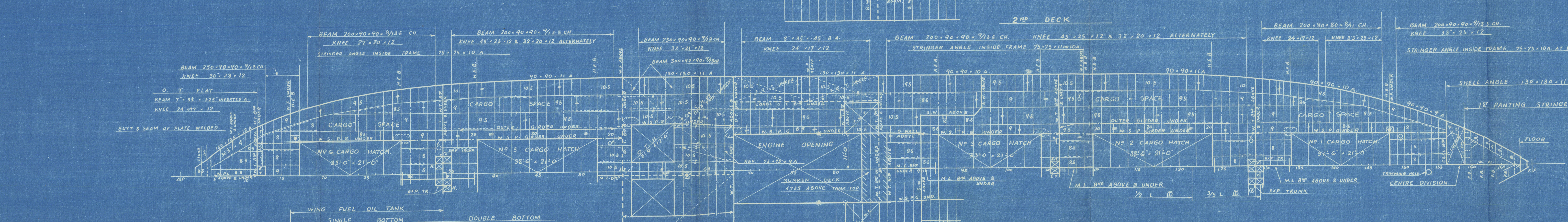
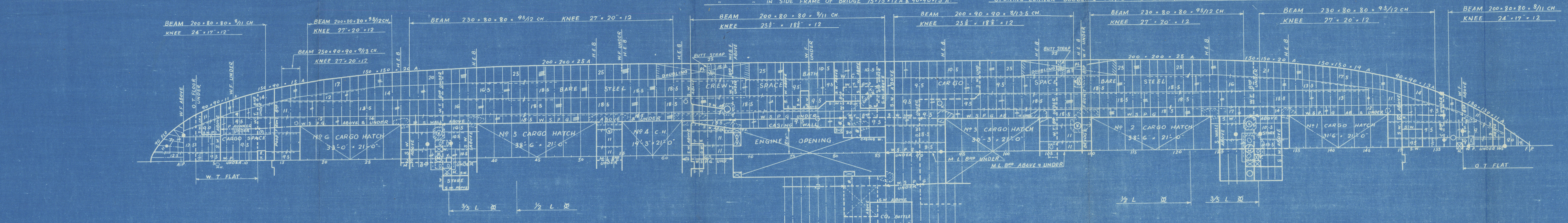
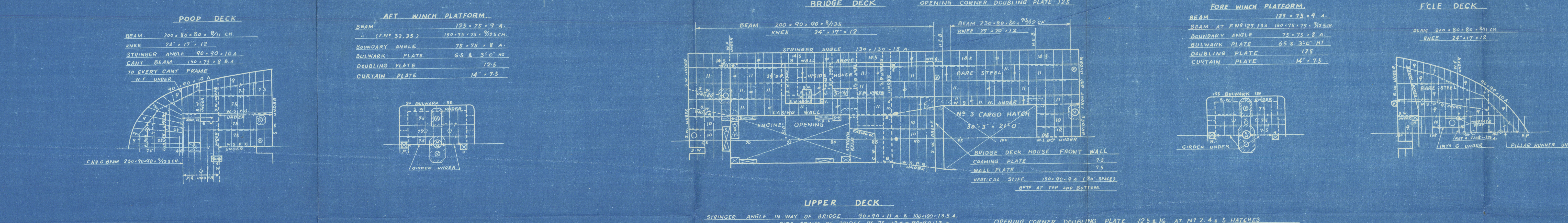
N.B. THE SECTIONS IN "M" ARE "JAPANESE STANDARD" SECTIONS & THOSE IN INCHES "YAWATA SEITETSU STANDARD" SECTIONS. SCANTLINGS GIVEN WITHOUT UNIT TO BE OF "M".



MARKS PILLAR ABOVE  
UNDER



PANTING STRINGER	
IN FORE PEAK TANK	36° 5' 9"
STRINGER PL. RT. KNEE	18° 5' 9"
SHELL ANGLE	180° 13' 2" A
PANTING BEAM	250° 90° 90° 1/2 CH
PANTING BEAM KNEE	33° 25' 13" 3/4
IN HOLD	
INT. PLATE	110
SHELL ANGLE	90° 90° 11" A
FACE BAR	90° 150° 12" A



Nagasaki Report No. 2262.

S. No 672  
M.S. "KOZUI-MARU."

CONSTRUCTION PROFILE  
& DECK PLAN.  
435° 0' 58' 6" 32' 10"  
(FINISHED PLAN)  
SCALE 1/16 TO 1 FOOT

三英電工株式会社  
長崎造船所  
造船設計課 船政課

送り先  
主務官  
出船通知  
出船日附

LR  
© 2020  
Lloyd's Register  
Foundation



Nagasaki Report No.2262.

S. No 672.  
M.S. "KOZUI-MARU."

CONSTRUCTION PROFILE  
& DECK PLAN.

435'-0" x 58'-6" x 32'-10"

(FINISHED PLAN)

SCALE  $\frac{1}{16}$ " to 1 FOOT.

三菱重工業株式会社			
長崎造船所			
造船設計課 船様			
送り先			
主 12.6.30	河田	長崎	船
出 12.6.30	河田	長崎	船
出 12.6.30			
出 12.6.30			



Lloyd's Register  
Foundation