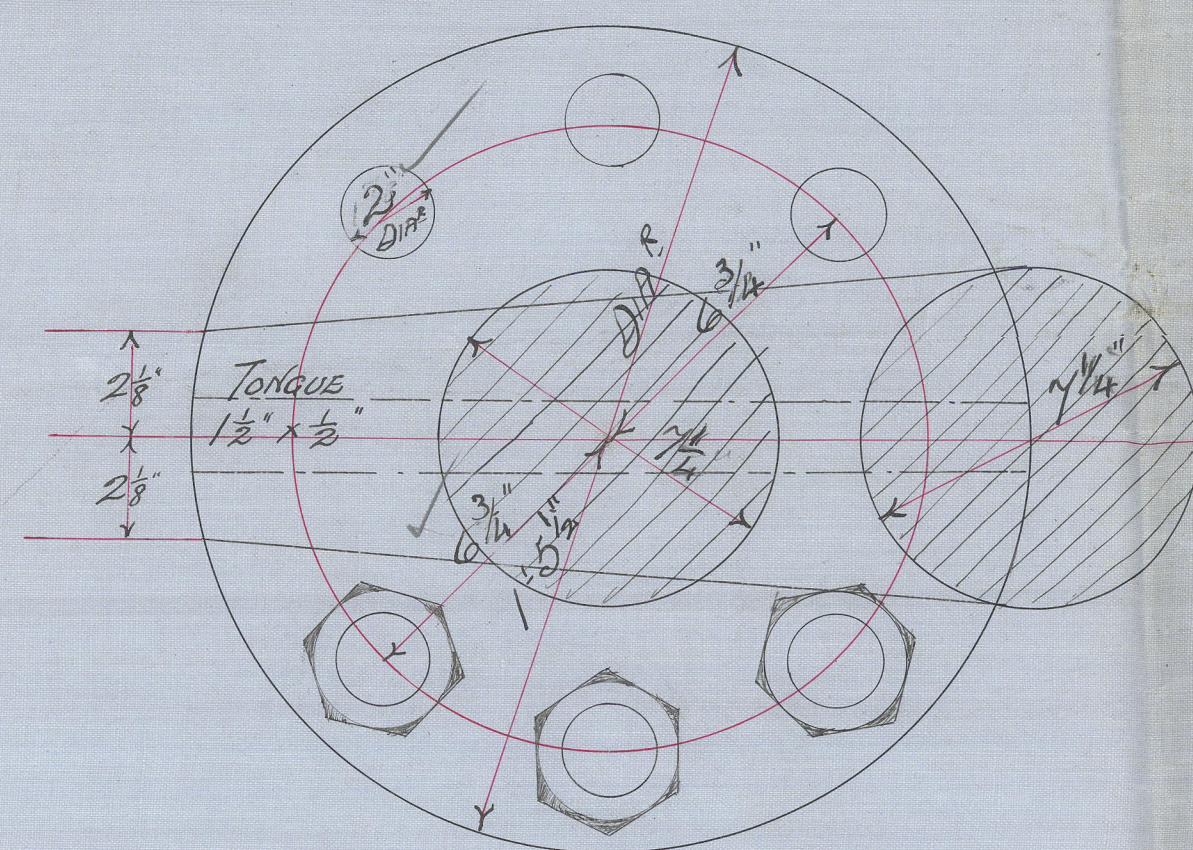


21.9.10



PLAN OF COUPLING.

SCALE 3" = ONE FOOT.

DIAMETER OF RUDDER HEAD 7 1/2"

1 1/2" x 1/2" RIVETS ON COUPLING  
DEEP GROOVE IN MAIN PLATE

1/2" SPACES BETWEEN PLATES & POST

SINGLES PLATE 1"

RIVETS 1 1/2" DIAMETER SPACED  
5 1/2" APART AS SHOWN

DIAMETER AT HEEL 5 1/2"

STOPPER *Main piece increased in diameter & way of Rudder arms to admit of efficient turning being out.*

APPROXIMATE OVERALL LENGTH OF RUDDER 30' 6"

LENGTH TO CENTRE OF COUPLING 17' 3 1/2" (LOWER END OF COUPLING 2' 3/4")

OVERALL LENGTH OF POST 24' 4"

# STERNPOST & RUDDER FRAME.

S.S. No 225:

SCALE 3/4" = ONE FOOT.

TO BE FORGED OF THE BEST HAMMERED SCRAP IRON

& TO PASS LLOYD'S REQUIREMENTS

AREA OF RUDDER 82 SQ. FT.

CENTRE OF GRAVITY OF RUDDER ART OF CENTRE LINE OF PINTLES 2' 6 1/2" FEET.

SPEED, 10 1/2 KNOTS.

POST AT TOP 5" x 2 3/4"

PROPELLER POST 8 1/2" x 5 1/2"

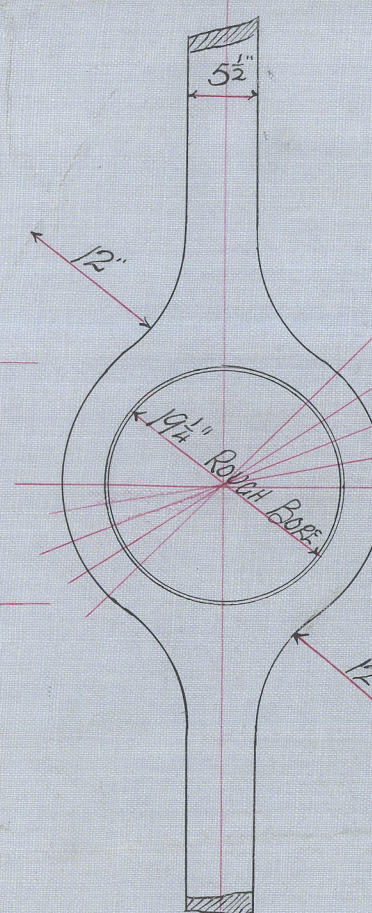
RUDDER POST 7 1/2" x 5 1/2"

RIVETS IN STERNPOST 1 1/2" DIAMETER

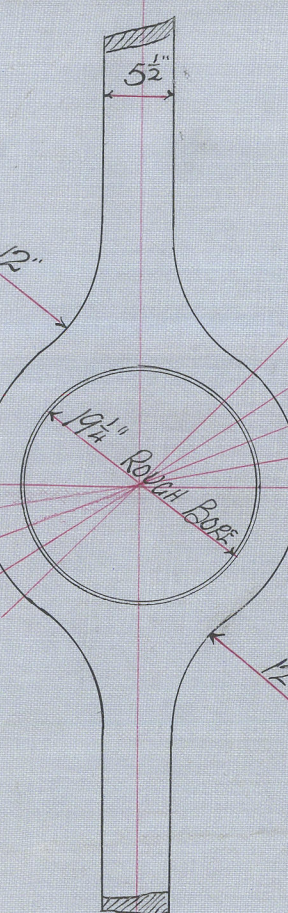
SPACED 5 1/2" APART CENTRE TO CENTRE

HOLES 1 1/4"

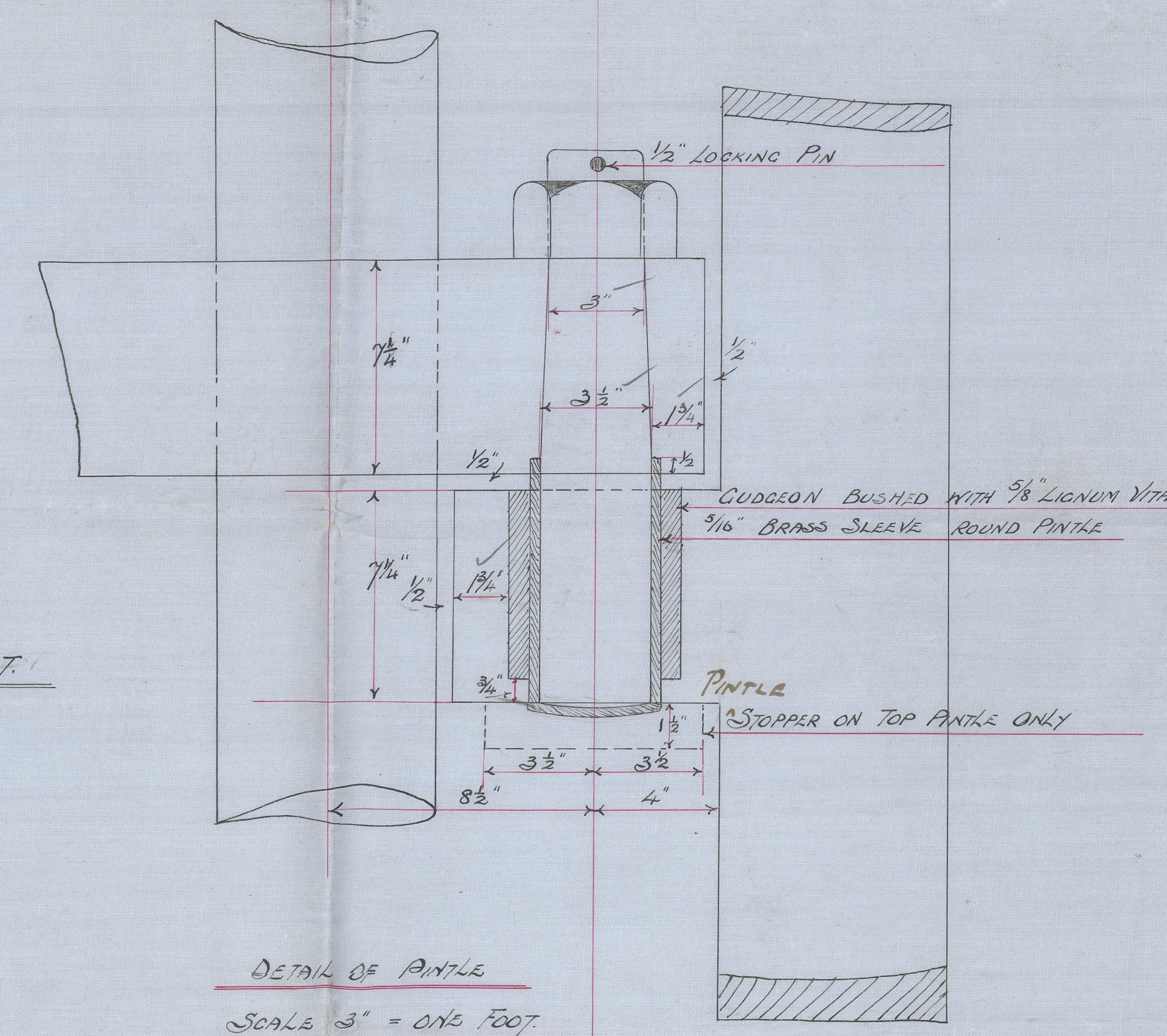
DIAMETER OF DISC 22 1/2"



8 1/2" x 5 1/2"

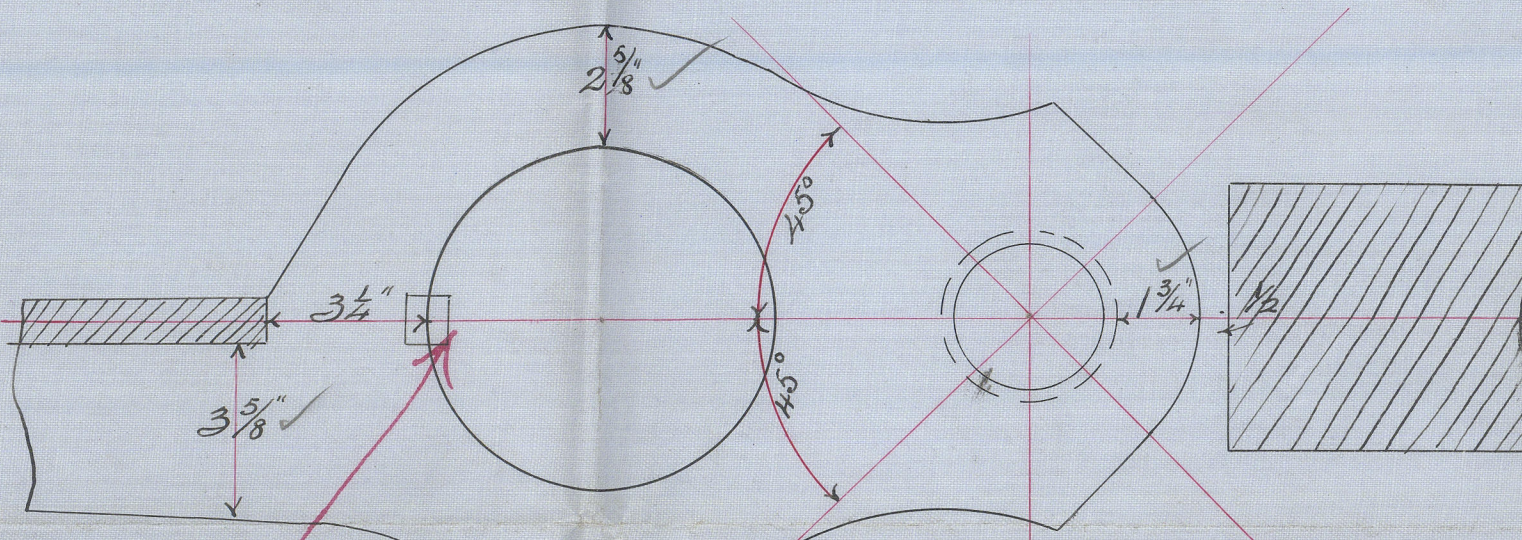


Main piece increased in diameter & way of Rudder arms to admit of efficient turning being out.



DETAIL OF PINTLE

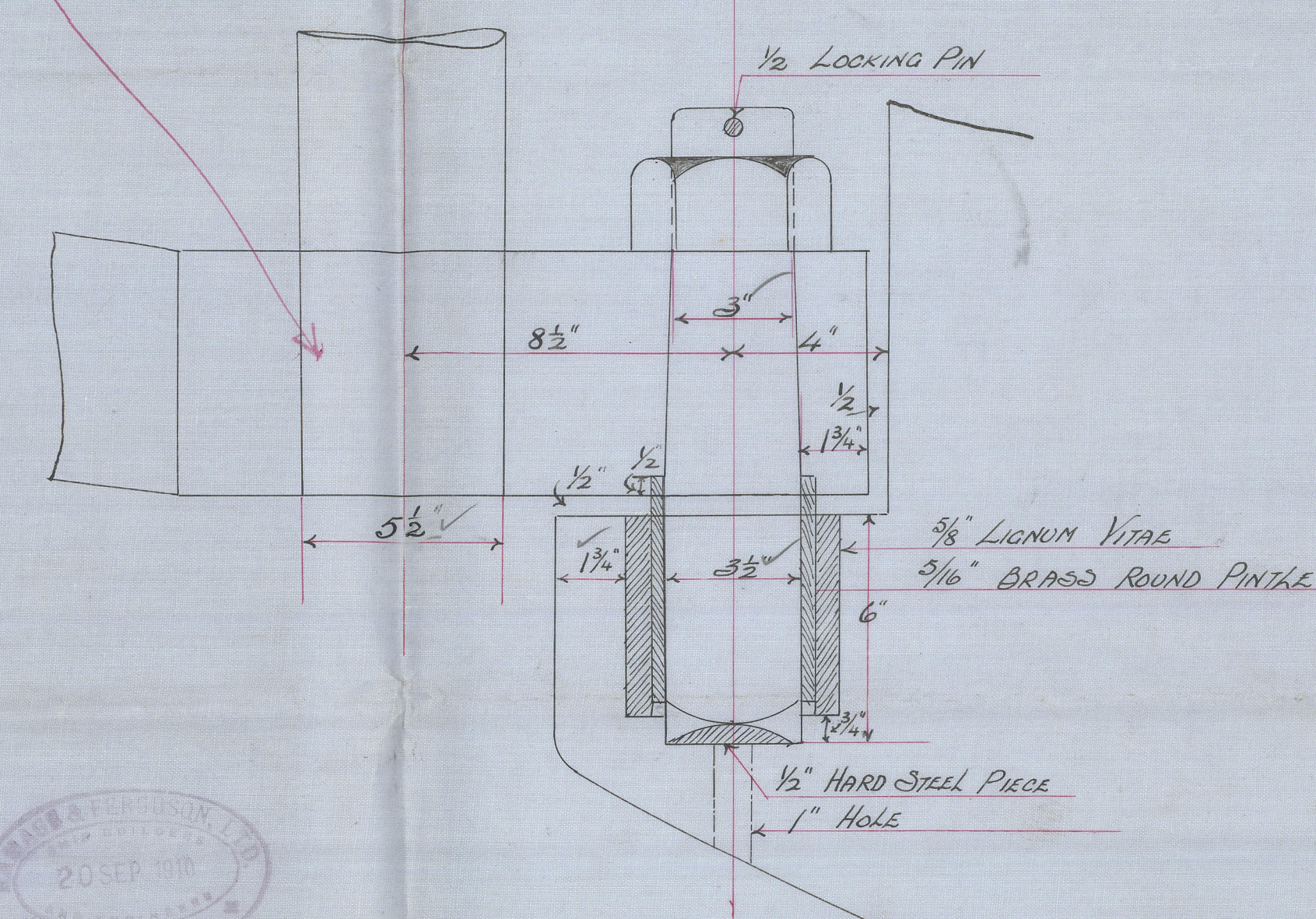
SCALE 3" = ONE FOOT.



DETAIL OF STOPPER

SCALE 3" = ONE FOOT.

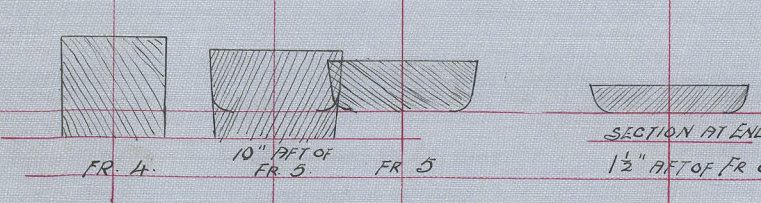
PINTLES 3 1/2" DIA.



DETAIL OF BOTTOM PINTLE

SCALE 3" = ONE FOOT.

C.B.  
21.9.10.





1910.

Ramage & Ferguson's

S.S. N<sup>o</sup> 225.

Plan of Stern  
Frame & Rudder

Leith;

W<sup>h</sup> M<sup>r</sup> Sean Mann<sup>g</sup>

0730-715400-00370

007506-007517-0370



© 2020

Lloyd's Register  
Foundation