

MIDSHIP SECTION. S. S. N° 156.

— LLOYD'S NUMERALS —
 B = 45.65
 D = 23.33
 65.98 TRANSVERSE No.
 L = 314.4
 21659.72 LONGITUDINAL No.
 d = 20.2

501 22 HTY 181
 1017332 9142011

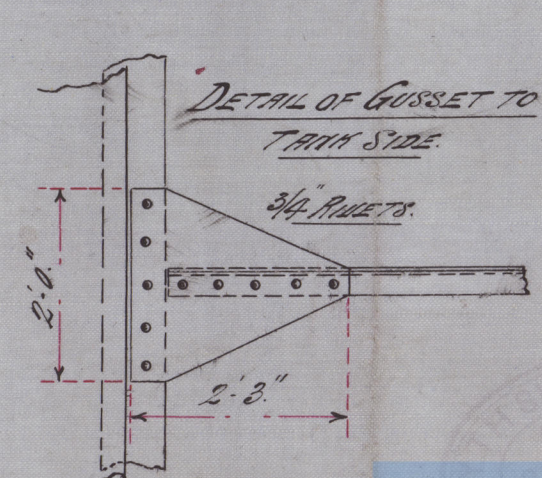
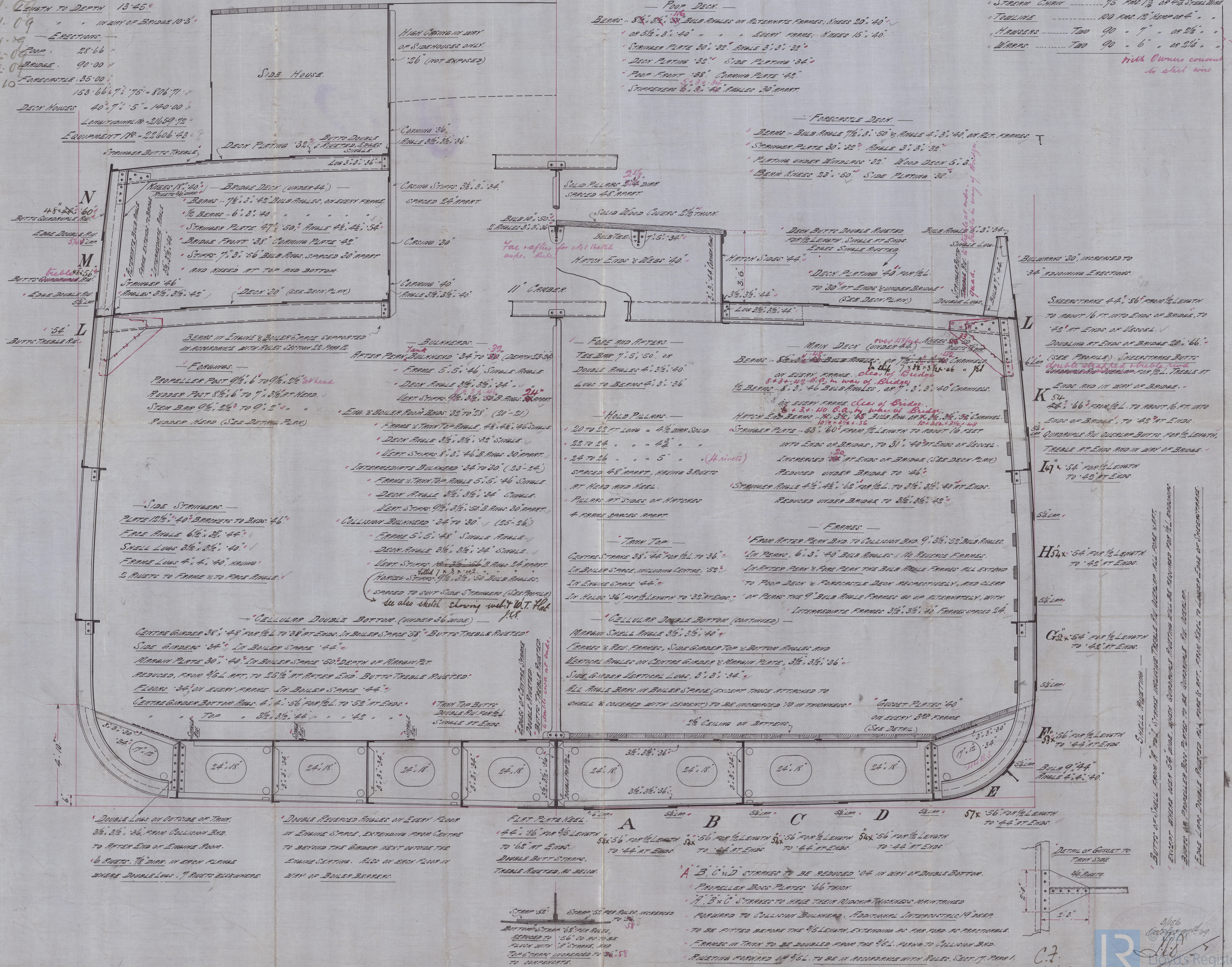
— DIMENSIONS —
 LENGTH B.P. 314.0
 BREADTH EXT. 45.10 CLASS 100A1
 DEPTH MLD. 23.4

— EQUIPMENT — (LETTERED)

2 BOWER ANCHORS 45 CWT. STOKLESS
 1 ANCHOR 35%
 1 STREAM 11 EX-STOCK
 1 KEDGE 5 1/4
 STD CHAIN CABLE 240 FMS 1 1/2
 STREAM CHAIN 15 FMS 1 1/2 OF 4 1/2 STEEL WIRE
 TOWLINE 100 FMS 1 1/2 HEMP OF 4
 HANDERS TWO 90 7" OF 2 1/2
 WARPS TWO 90 6" OF 2 1/2
 With Owners consent
 in steel wire

11.11.09 LENGTH TO DEPTH 13.45
 11.11.09 IN WAY OF BRIDGE 10.3
 20.11.09 ERECTIONS
 8.12.09 POOP 28.66
 22.12.09 BRIDGE 90.00
 6.1.10 FORECASTLE 35.00
 153.66 7.75 = 806.71

DECK HOUSES 40.7.5 = 140.00
 LONGITUDINAL No. 21659.72
 EQUIPMENT No. 22606.43




3/15/6
 11/11/09
 Lloyd's Register
 Foundation

MIDSHIP SECTIONS

951 52 HTYLB
NOTES MIDSHIP

— DIMENSIONS —
LENGTH B.P. 314
BREADTH EXT. 45
DEPTH MLD. 28



© 2021

Lloyd's Register
Foundation

007354-007333-0050