

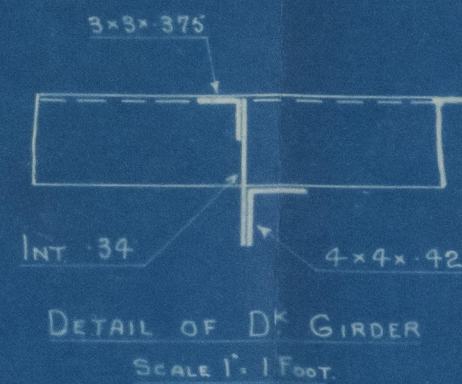
N<sup>o</sup> 187

# PROFILE AND DECK PLAN

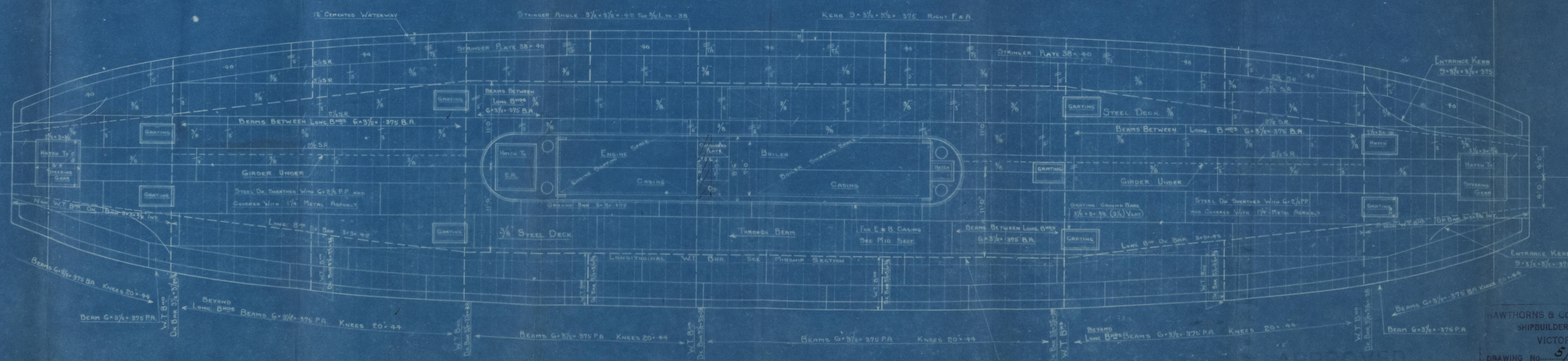

DIMENSIONS 187' x 35'6" x 14'0"

SCALE 1/8" = 1 FOOT

CLASS LLOYD'S 100 A. FOR FERRY SERVICE IN SYDNEY, N.S.W.



BEAMING ANGLES 3"x3"x375  
INNER BEAMING 16"x8"x8 LUM  
OUTER BEAMING 14"x7"x8 LUM  
TO 10' AT OUTER EDGE  
INNER CHAMFER BEAMS 8"x1/2"  
AT CORNERS 10"x1/2"



DRAWING N<sup>o</sup> 5/187

LONGITUDINAL W.T. B<sup>M</sup> BOTTOM STRAKES 30  
TOP STRAKE 28 SHELL ANGLE 32° 42'  
STIFFS 4x3x1/2 L SCAPES 27 BARRISTER  
SEE MIDSHIP SECTION

APPROVED  
HAWTHORNS & CO. LTD.  
SHIPBUILDERS & ENGINEERS  
VICTORIA SHIPYARD, LEITH  
DRAWING NO. 5/187  
DATE 26.11.23  
TO: Messrs. Fisher of Shipping Co. Ltd.

HAWTHORNS & CO. LTD.  
SHIPBUILDERS & ENGINEERS  
VICTORIA SHIPYARD, LEITH  
DRAWING NO. 5/187  
DATE 26.11.23  
TO: Messrs. Fisher of Shipping Co. Ltd.

DATE 5<sup>th</sup> Nov 1923  
Lloyd's Register  
Foundation  
007008 - 007020 - 0229



Hawthorn Co. Rd.

No. 187.

Proper to R.

"  
Kondooloo"  
Lb 16503.  
"



© 2020

Lloyd's Register  
Foundation

607008-007020-0228