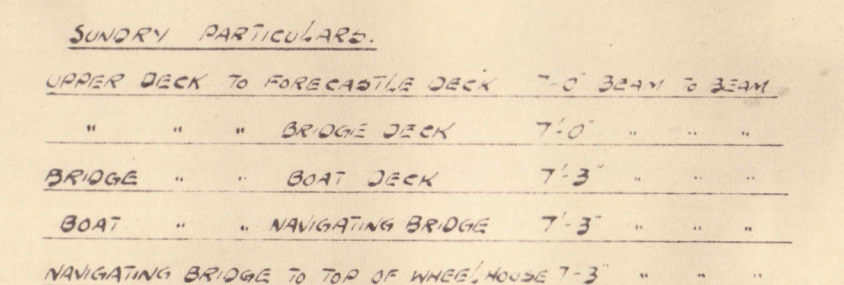


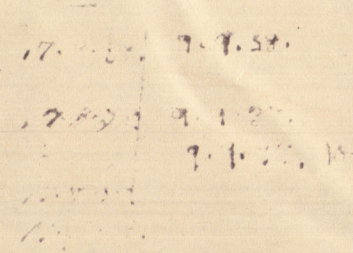
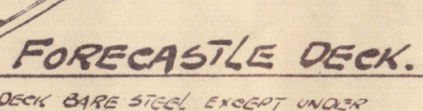
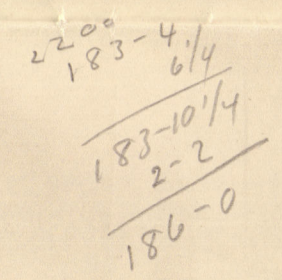
GENERAL ARRANGEMENT. AS BUILT.

MOULDED DIMENSIONS:- 186'-0" x 35'-0" x 14'-0"/21'-0"



ROUND OF BEAM, ALL DECK'S 8 1/4" W 35'-0"

CEILING OF 2' ADDITIONAL TALL ON WALLS ON 2' E.M. BEAMS.  
SIDING OF 6' 2" W.P. PARALLEL VERTICALLY  
BEARING OF 8' 8" SQUARE E.M. WITH 6' 1/2" 24 CORNER  
TAPERING TO 6' 6" FROM PRO-AST



26-7-38 119-58.




HENRY ROBB LD

N<sup>o</sup> 273

GENERAL ARRANGEMENT  
AS BUILT

Tuini M.V. "PURIRI"

Luth PM N<sup>o</sup> 19729



© 2020

Lloyd's Register  
Foundation

006741-006748-0113