

S. S. No 218.

MIDSHIP SECTION.

DIMS:- 200'-0" B.P. x 32'-0" M₄₂ x 14'-6" M₄₂.

SCALE 1/2 IN = 1 FT.


TO CLASS 100 A.I. LLOYDS.

NUMERALS.

B + D = 32 + 14.5 = 46.5 TRANS. NO.

46.5 x 200 = 9300 LONG. NO.


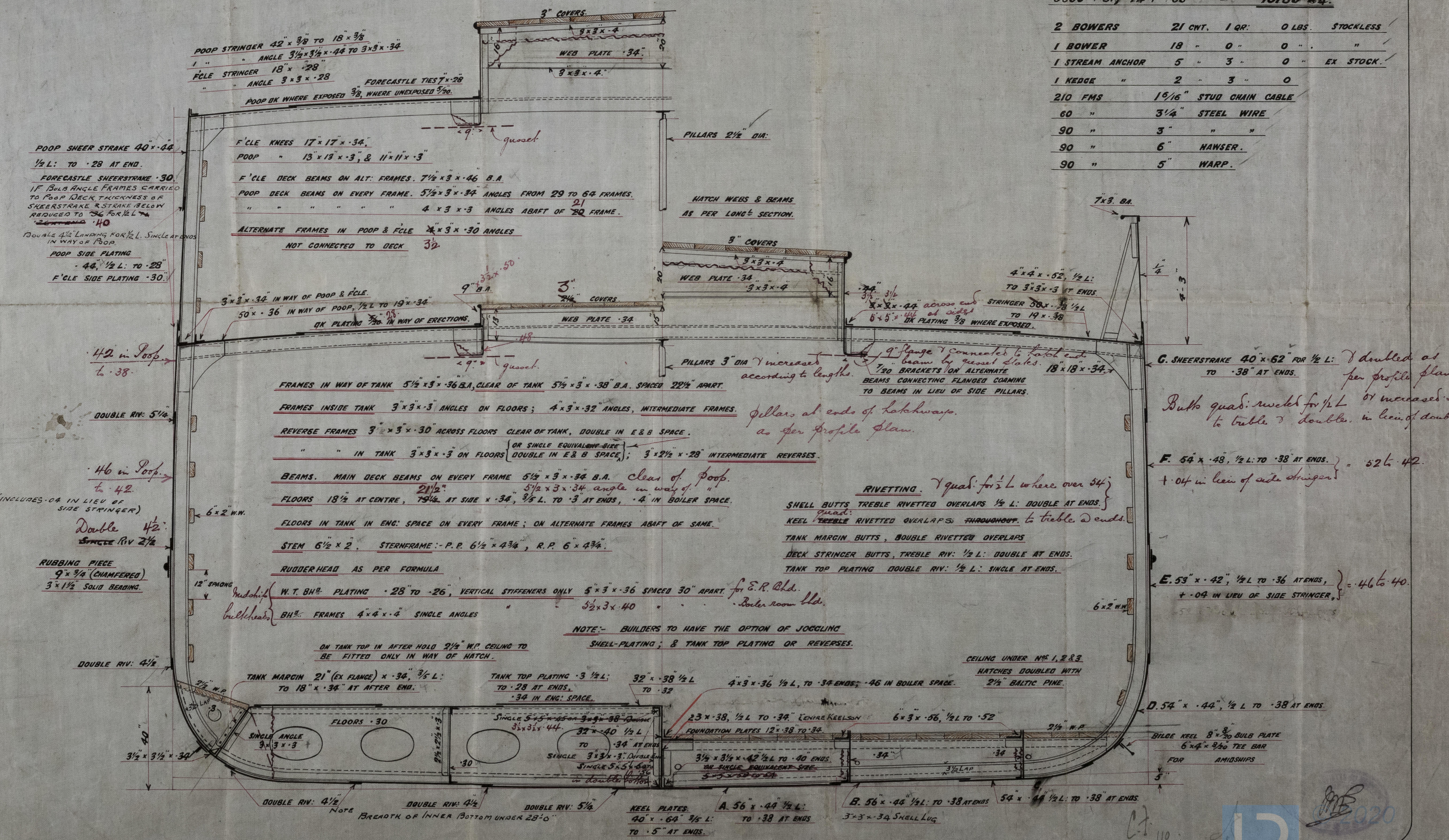
L/D = 13.7. BRIDGE 9'09 1/2



$$9300 + \frac{\text{POOP F'CLE}}{4} \left(\frac{120.5 + 25.125}{4} \times 7.5 \times 3 \right) + \frac{\text{DECKHOUSE}}{4} \left(\frac{11 \times 8 \times 3}{4} \right) + \frac{\text{Casings}}{4} \left(\frac{37.5 \times 7.5}{4} \right) = 131$$

$$9300 + 819.14 + 66 = 10185.14$$

2 BOWERS	21 CNT.	1 QR.	0 LBS.	STOCKLESS
1 BOWER	18 "	0 "	0 "	"
1 STREAM ANCHOR	5 "	3 "	0 "	EX STOCK
1 KEDGE	2 "	3 "	0 "	"
210 FMS	1 5/16"	STUD CHAIN CABLE		
60 "	3 1/4"	STEEL WIRE		
90 "	3 "	"		
90 "	6 "	HAWSER.		
90 "	5 "	WARP.		




MIDSHIP SECTION.

DUNDEE S.B. CO. LTD

Nº 218

S.S. "TINTO"

DUN. RPI Nº 7566



© 2020

Lloyd's Register
Foundation

006723-006730-0159